

Dar El Salam Travel

Hajj Seminar

Hajj 2012 / 1433 AH

Toronto, September 23, 2012

Presented By: Azhar A Zaidi

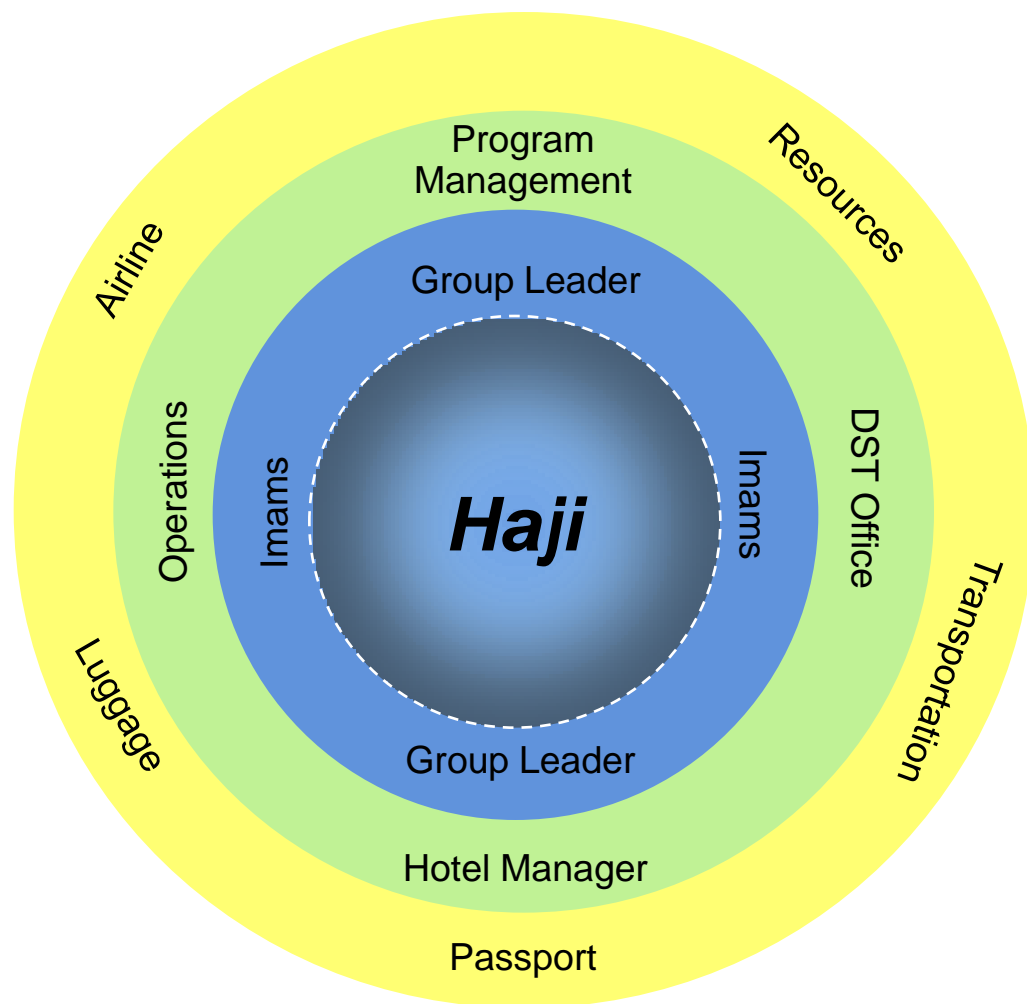
This document is the property of Dar El Salam Travel based in the USA and Canada. It is provided solely for its clients for their personal use.

No part of this document shall be reproduced or distributed wholly or in part by any means whatsoever without the express written consent of Dar El Salam Travel.

- ▶ *Hajj Organization & Services*
- ▶ *Trip Expectations*
- ▶ *Pilgrims Items Checklist*
- ▶ *Do's & Don'ts*

Hajj Organization & Services

Hajj Organization and Services



Group Leader assigned to each bus

- ▶ ***Communication of information throughout the trip***

Imams assigned to programs

- ▶ ***Lectures in English / Arabic***

Manager assigned to each Program

- ▶ ***Work with Group Leader, Imams and Operations Management***

Dar El Salam Desk / Office at hotels

Hajj Operations Services

- ▶ ***Passport Handling***
- ▶ ***Airline reservation reconfirmation***
- ▶ ***Luggage handling in Saudi Arabia***
- ▶ ***Transportation Arrangement***
- ▶ ***“Qurbani” Arrangement***
- ▶ ***Safety Deposit Arrangement***
- ▶ ***Assistance in Medical Emergencies***

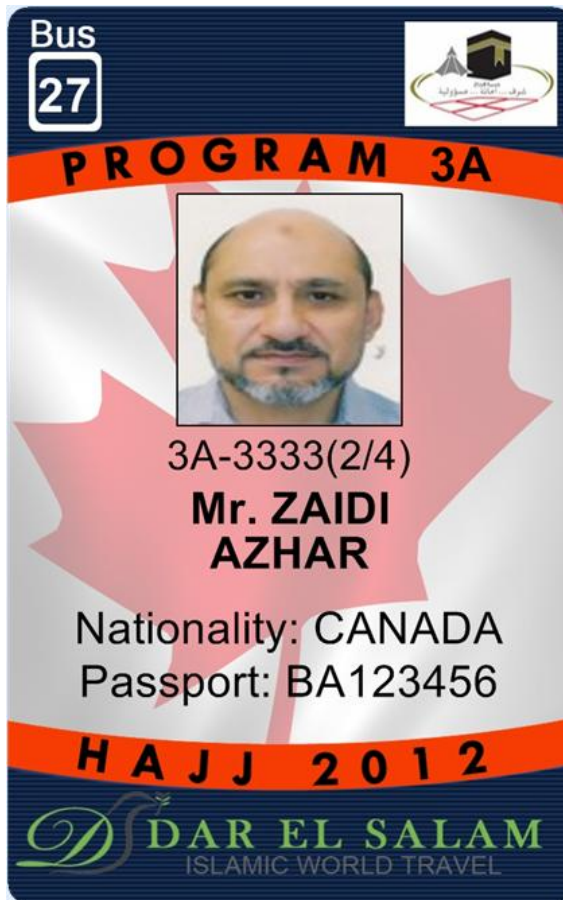
Sample Org Structure Deleted

What will you receive from Dar El Salam?



- ▶ Travel Documents
 - ▶ Passport (do not remove label from the back of passport)
 - ▶ Airline ticket – they are all E-tickets (no paper tickets)
 - ▶ Bank Draft (to be surrendered in Saudi Arabia upon arrival)
 - ▶ Any “original” document(s) provided to Dar El Salam in support of your visa application
- ▶ Itinerary and General Information Booklet
- ▶ Hajj Book and DVD – you should have already received it
- ▶ Dar El Salam Personal Photo ID Badge
- ▶ Dar El Salam Luggage Identification Tags
- ▶ *Ihram* for men / Prayer rug for women
- ▶ SIM Card (applicable in Saudi Arabia) – one per adult

Personal ID Card



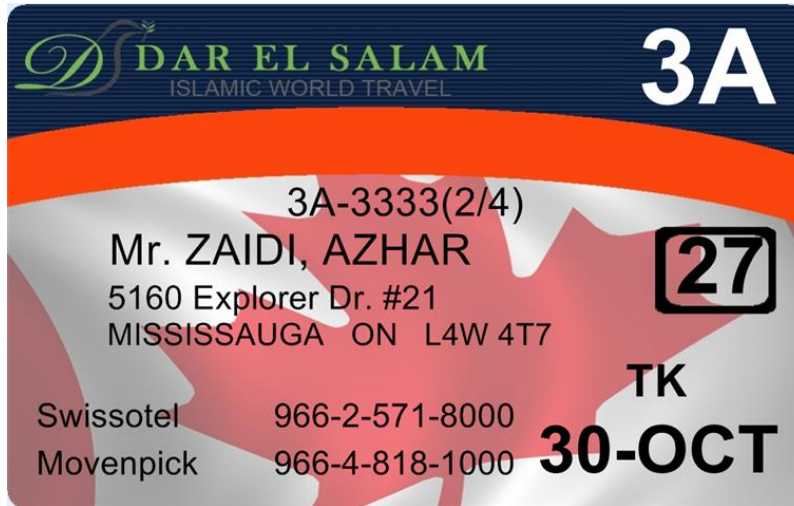
Front of ID Card



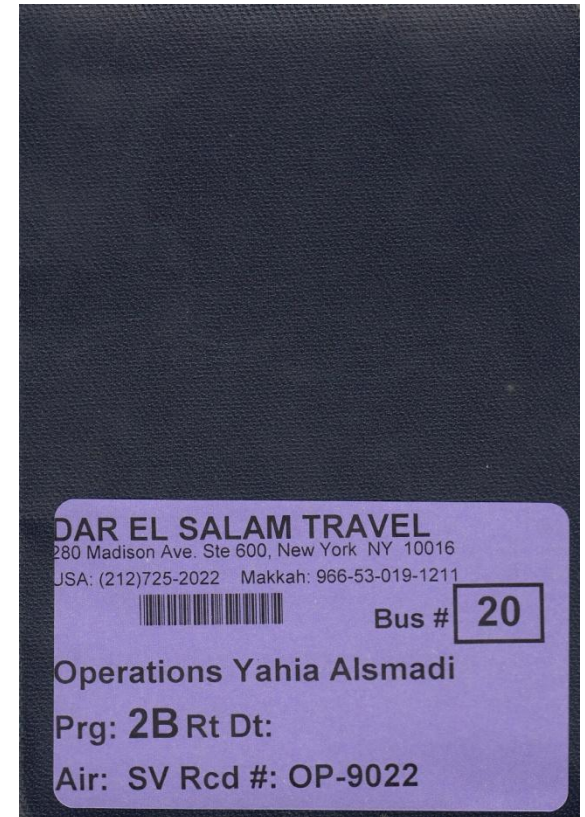
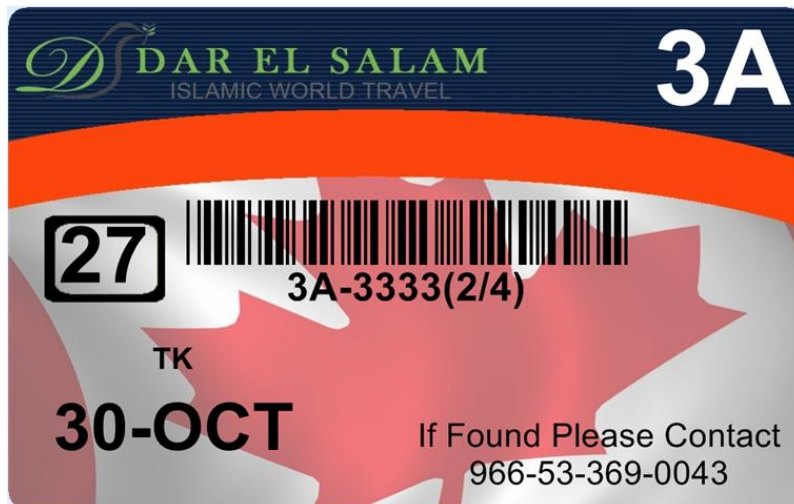
Back of ID Card

Luggage Tag and Passport Label

Front of Luggage Tag



Back of Luggage Tag



Label on back of passport

Trip Expectations

- ▶ Departure from Canada
- ▶ Arrival in Jeddah
- ▶ Stay in Makkah
- ▶ Arrival & Stay in Madinah
- ▶ Arrival & Stay in the Apartment Hotel
- ▶ Arrival & Stay in Mena
- ▶ Departing for Arafat from Mena
- ▶ Stay in Muzdalifah
- ▶ Going to the *Jamaraat*
- ▶ Going for *Tawaf Al Ifadah*
- ▶ End of Hajj

Departure from Canada

Departing from Canada



- ▶ Be at the airport early – allow time to check-in as the international flights are usually full
- ▶ Ensure your check-in luggage have the Dar El Salam provided luggage tag
- ▶ Ensure you have your medicines, valuables and other necessities in your carry-on bag
- ▶ If travelling on a Canadian domestic flight to connect with the international flight to Saudi Arabia:
 - ▶ DO NOT check-in your luggage to Saudi Arabia when checking-in for the domestic flight
 - ▶ If your luggage is lost during domestic transit, it will be difficult to find and may never arrive

Departing from Canada



If you are going to Makkah first:

- ▶ Ensure you have your *Ihram* and accessories with you in your carry-on bag
- ▶ You will change into *Ihram* clothes either during your transit in the middle-east or in the aircraft

Arrival in Jeddah

Arrival in Jeddah



- ▶ Immigration & Customs can take 2 – 4 hours
- ▶ You are responsible for your luggage through customs
 - ▶ Report any loss of luggage in customs hall before exiting – get a copy of the report
- ▶ Dar El Salam reps will take your luggage upon exiting customs hall
 - ▶ Keep your valuables and hand carry with you & ensure all your luggage have ID tags attached
- ▶ Ensure you get your luggage back once in the rest area – follow Dar El Salam instructions
- ▶ Dar El Salam reps will collect your passport for the Saudi Ministry (*Mutawwif's Office*)

Please always keep your PR Card with you (keep it safe)

If you are going to Makkah:

- ▶ Transportation is provided by 3rd party service provider
- ▶ Dar El Salam reps will co-ordinate the buses to Makkah
- ▶ Departure is usually by destination hotel
- ▶ Distance from Jeddah to Makkah is 72 kilometers
- ▶ Bus will stop at checkpoints, *Mutawwif's* Office, then the hotel

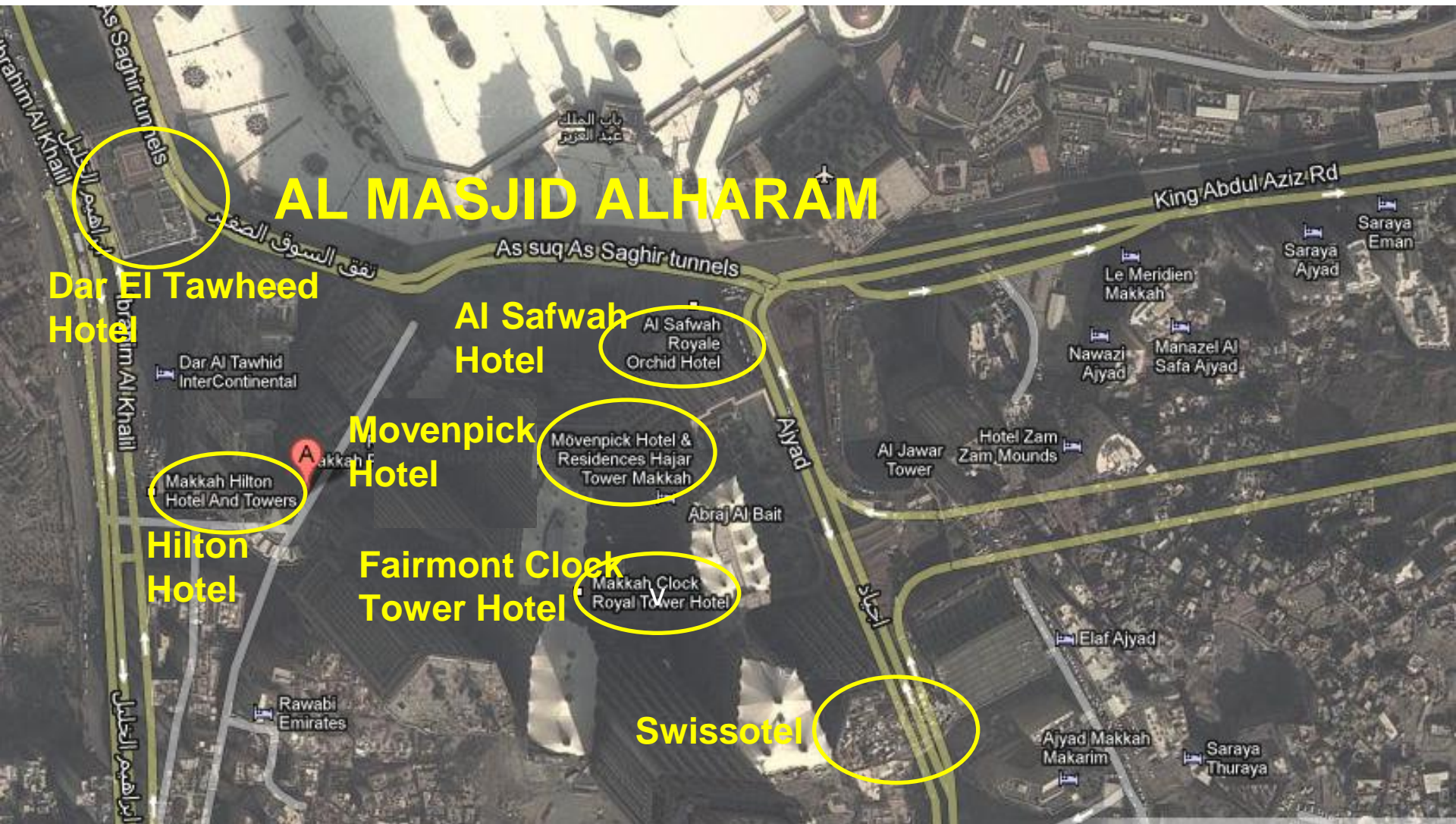
Last year, it took an average of 7 hours to reach hotel in Makkah after arrival in Jeddah airport

If you are going to Madinah:

- ▶ Dar El Salam reps will arrange your flight to Madinah
- ▶ Your luggage will again be checked in for flight to Madinah
- ▶ You will not go through Immigration & Customs in Madinah

Stay in Makkah

Stay in Makkah



Stay in Makkah



- ▶ Dar El Salam reps will help you to check-in the hotel & direct you to your luggage
- ▶ Get familiar with direction to the *Haram* and return to the hotel (use same *Haram* door)
- ▶ Perform *Umrah* and rest (please pace yourself)
- ▶ *Haram* is crowded. Allow extra time to go for prayers and to return to hotel
 - ▶ When going for *Magrib* prayers, it is better to stay and return after *Isha'* prayers
 - ▶ Better to have prayer rug with you
 - ▶ Use bag for slippers/shoes (to be provided by Dar El Salam in Saudi Arabia)

- ▶ Administrative instructions:
 - ▶ Provided by your Group Leader (e.g. luggage handling, move to Madinah, Mena, etc.)
 - ▶ Meet with your Group Leader for any admin instructions (in restaurant, at Dar El Salam desk)
 - ▶ Know your Group Leader's room # and phone #
 - ▶ Drop by the Dar El Salam desk at least once a day (e.g. move to Madinah / Mena)

- ▶ Hotel & Restaurant services standard in Makkah is relatively much better than in Madinah

Departing from Makkah:

- ▶ Your checked luggage will be picked up much earlier before hotel check-out time
- ▶ Prepare your luggage appropriately according to instructions from your Group Leader
- ▶ Ensure checked luggage is placed outside your room on time
- ▶ Do not place your hand carry, medicines or valuables in and/or with your checked luggage

Arrival in Madinah

Arrival in Madinah (Direct from Canada)



- ▶ Immigration & Customs takes less time for direct arrivals (0.5 – 1.5 hours)
- ▶ You are responsible for your luggage through customs
 - ▶ Report any loss of luggage in customs hall before exiting – get a copy of report
- ▶ Saudi Ministry reps will collect your passport (*Mutawwif's Office*) as you exit the customs hall

Please always keep your PR Card with you (keep it safe)

Arrival in Madinah (Direct from Canada)



- ▶ Dar El Salam reps will direct you to the appropriate bus (based on destination hotel)
- ▶ Carry your luggage outside to the appropriate bus & ensure it is loaded onto bus
 - ▶ Keep your valuables with you
 - ▶ Ensure all your luggage have ID tags attached

Stay in Madinah

Stay in Madinah



- ▶ Dar El Salam reps will help you to check-in the hotel & direct you to your luggage
- ▶ Get familiar with direction to the *Masjid Al-Nabawi* and return to the hotel
- ▶ *Masjid Al-Nabawi* is not as crowded as the *Haram* in Makkah
 - ▶ The pace is relaxed and relatively slower than in Makkah
- ▶ Ensure that you follow instructions from your Group Leader on *Ziarah* in Madinah
 - ▶ Carry your cell phone, some cash and cell phone number of your Group Leader

- ▶ Attend scheduled religious seminars in hotel
- ▶ Administrative instructions:
 - ▶ Provided by your Group Leader (e.g. luggage handling, move to Makkah, Mena, etc.)
 - ▶ Meet with your Group Leader for any admin instructions (in restaurant, at Dar El Salam desk)
 - ▶ Know Group Leader's room # and cell phone #
 - ▶ Drop by the Dar El Salam desk at least once a day (e.g. move to Makkah)

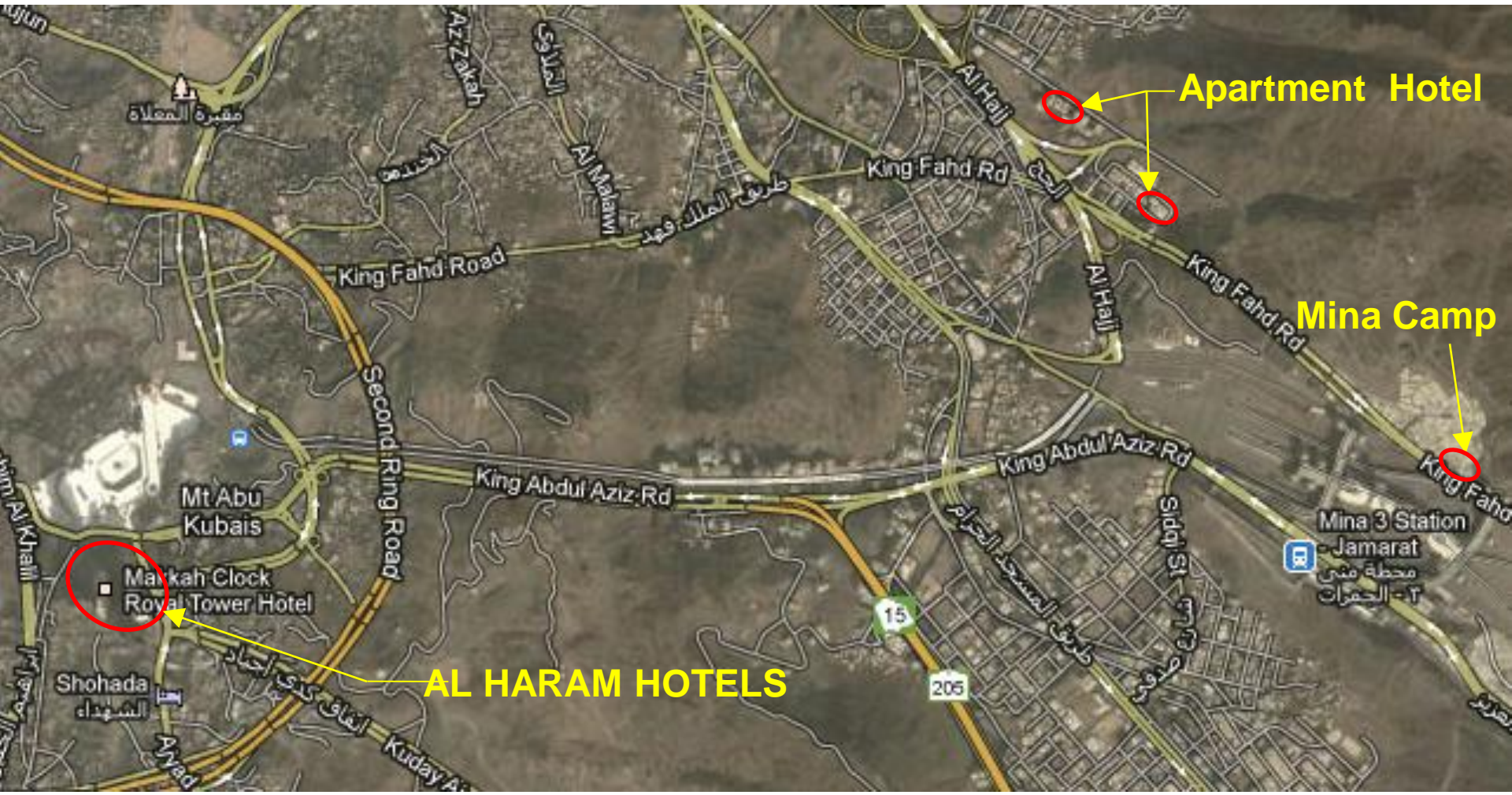
- ▶ Hotel & Restaurant services standard in Madinah is relatively less than in Makkah

Departing from Madinah:

- ▶ Your checked luggage will be picked up much earlier before check-out
- ▶ Prepare your luggage appropriately according to instructions from your Group Leader
- ▶ Ensure checked luggage is placed outside your room on time
- ▶ Do not place your hand carry, medicines or valuables in and/or with your checked luggage

Arrival & Stay in Apartment Hotel (Al Aziziyah)

Makkah & Vicinity



View of Apartment Hotels



Arrival & Stay in Apartment Hotel



- ▶ Applies to Programs 1 & 2 only

Your stay in *Al Aziziyah*, prior to Hajj is until 8th *Dhul Hijjah*:

- ▶ Place for prayer services and lectures in the building
- ▶ Meal service will be provided during your stay
- ▶ Shuttle service to the *Haram* and back will be provided twice a day
 - ▶ For *Salat Al Fajr* and *Salat Al Magrib* & '*Isha*.

You will be accommodated on a quad occupancy basis **regardless** of your chosen occupancy for the Hajj program (double or triple)

Arrival & Stay in Apartment Hotel



- ▶ Please ensure you get familiar with the area (so you do not get lost):
 - ▶ Inform Group Leader and others if you are going on your own
 - ▶ If you must go outside, we advise you to go in groups of two or three and not individually
- ▶ Programs 3 and 4 will not stay in Al Aziziyah as they will stay in their hotel in Makkah
- ▶ Programs 5 will go straight to *Manasik* from their Makkah hotel on *8th Dhul Hijjah*

Arrival & Stay in Mena

Mena Camp



Arrival and Stay in Mena

- ▶ Programs 1, 2, 3 and 4 will arrive in Mena on *8th Dhul Hijjah*
- ▶ Program 5 will go to Arafaat from their hotel in Makkah in the late evening of *8th Dhul Hijjah*
 - ▶ Option will be given to those who wish to go to Mena on *8th Dhul Hijjah* in the morning
- ▶ Tent space in Mena is allocated for each person (limited space with no extras):
 - ▶ Bedding provided (foam sleeper chair, pillow & cover, blanket and sheet)
 - ▶ Each person will be in designated tent and bedding by Program and Group #
 - ▶ Men and Women will be in separate tents

Arrival and Stay in Mena



- ▶ Help keep the tents clean (dispose garbage outside in provided bins)
 - ▶ Fold up the foam sleeper chair during the day to make room
- ▶ Dedicated bathrooms for men and women
 - ▶ Do not put toilet paper, sanitary napkins, diapers in the toilet – keep clean for next person
 - ▶ Do not wash clothes in the bathroom; do not leave hair, discarded *Ihrams* in the bathroom

Arrival and Stay in Mena



- ▶ Only small carry on bag will be with you in Mena:
 - ▶ Checked luggage would have been picked up from hotel in Makkah / Madinah
 - ▶ Do not bring valuables with you in Mena (will be collected in hotel in Makkah / Al Aziziyah)
- ▶ Get plenty of rest whenever you get the opportunity (you will need it !)
- ▶ Stay away from idle talk and engage in *Dhikr*

Arrival and Stay in Mena



- ▶ Tents look alike – easy to get lost if you leave the gated tent compound:
 - ▶ Inform Group Leader and others in the tent if you have to go outside the gated compound
 - ▶ If you must go outside, go in group and not individually

Departing for Arafat From Mena

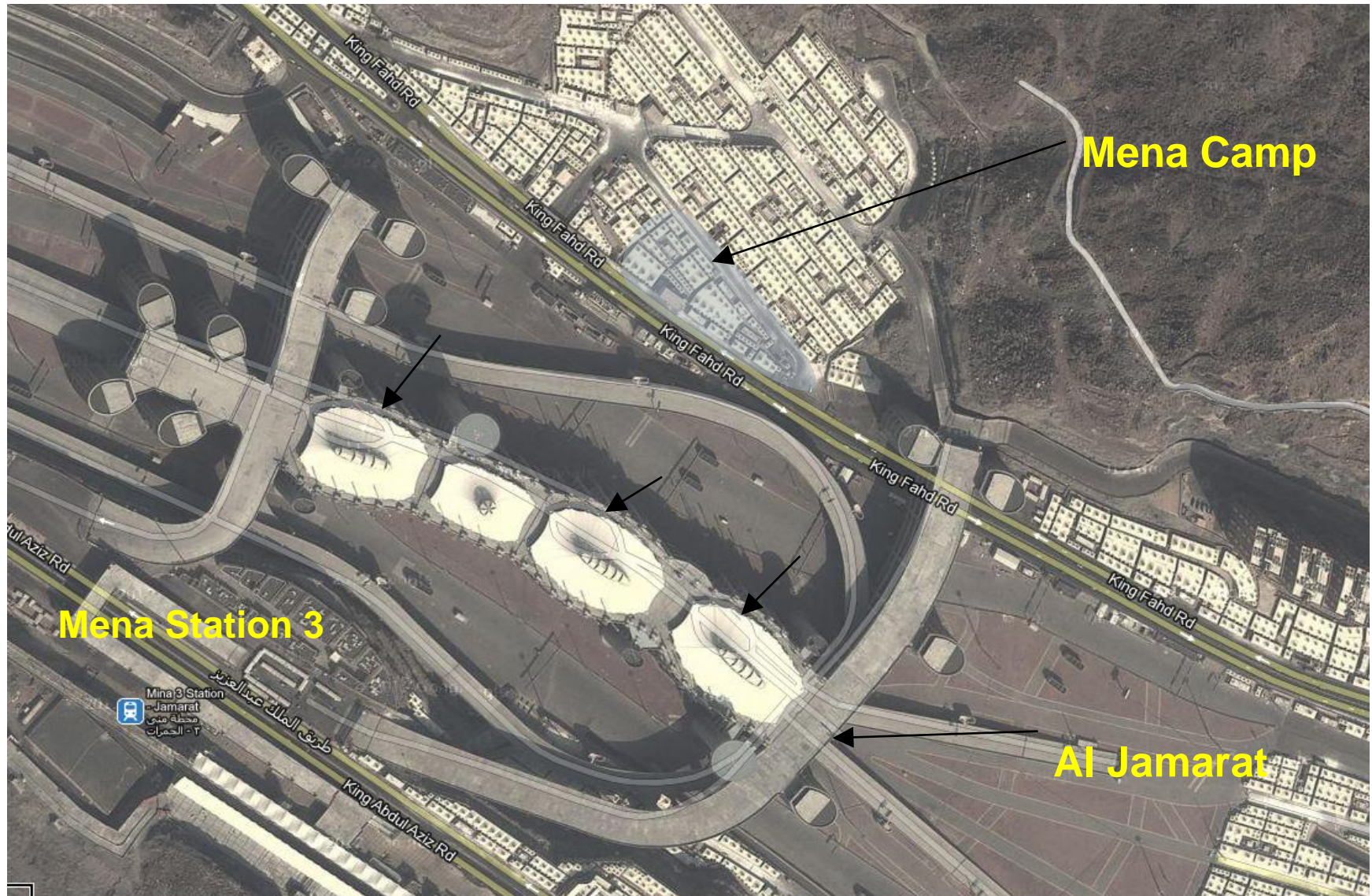
Departing for Arafaat from Mena



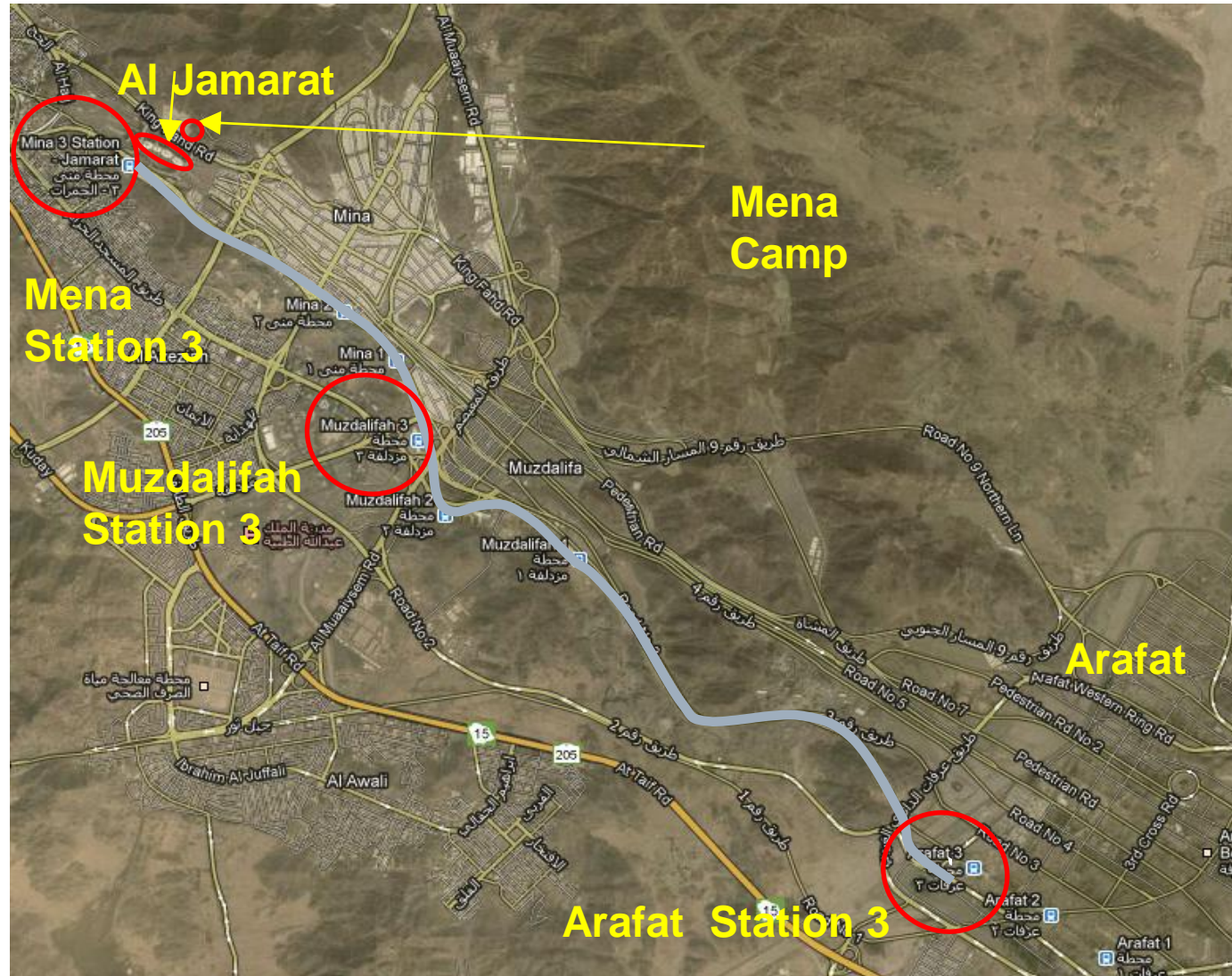
We will be using the new ***Al Mashaer Train***:

- ▶ Train consists of 12 cars – each holds 250 passengers
- ▶ There are three **main stations** for the *Mashaer* Train:
 - ▶ Mena ⇌ Muzdalifah ⇌ Arafaat
 - ▶ For each main station, there are three **sub stations**
 - ▶ Sub station # 3 has been assigned to Dar El Salam in each of the main stations
- ▶ Each group has an allotted time to ride the train – TBD
- ▶ No buses will be allowed on the 9th and 10th *Dhul Hijjah*
- ▶ We will have to walk to / from train station and our camp in Mena and in Arafaat – stay with your group at all times !!

Mena Camp & Vicinity



Al Mashaer Train



Departing for Arafaat from Mena



Programs 1, 2, 3 and 4

- ▶ Departure will be according to Bus # and Program:
 - ▶ Your Group Leader will advise you of departure time
 - ▶ Be ready, stay in your tents and go to the front gate when advised (not before)
 - ▶ We must ride the train within the allotted times.
- ▶ If planning to stay the entire night (until *Fajr*) in Muzdalifah:
 - ▶ Do not take the bedding (blanket or pillow) from Mena
 - ▶ You should have brought a sleeping bag from Canada (preferable)

Departing for Arafaat from Mena



- ▶ Carry-on luggage is not required for Arafaat:
 - ▶ It should be kept in Mena (Group Leader will provide instructions)
 - ▶ There should be no valuables in your carry-on bag
 - ▶ Need to take prayer rug, Qur'an, pebble bag and toiletries (soap, toothbrush, toothpaste, etc.)

Departing for Arafaat from Mena



Program 5

- ▶ Program 5 have their hotel in Makkah during the *Manasik* of Hajj
- ▶ Departure is from Makkah to Arafaat in the very early morning of *9th Dhul Hijjah*, according to Bus #:
 - ▶ Bus will take you to Mena station for the train ride to Arafaat
- ▶ Those choosing the option to stay in Mena on *8th Dhul Hijjah* will be assigned Group in Mena for transfer to Arafaat

Stay in Arafat

Stay in Arafaat



- ▶ This is the *Day of Hajj* – the main and the entire reason for your trip
- ▶ Rest in the morning and prepare for the afternoon – do not sleep in the afternoon
- ▶ Pray the *Dhur and 'Asr* prayers in congregation
- ▶ There will be time for individual supplications as well as group supplications
- ▶ Stay within the gated compound – do not go outside
 - ▶ Entire camp is inside Arafaat
 - ▶ One of the worst place to get lost

Stay in Arafaat



- ▶ Limit trip to the bathroom in Arafaat as well as in preparation for Muzdalifah
 - ▶ Eat light and drink accordingly
 - ▶ Use the bathroom before leaving Arafaat
- ▶ We will depart for Muzdalifah after *Maghrib* and within our allotted time to ride the train
 - ▶ Make sure you are with the correct group – the choice you made much earlier

Stay in Muzdalifah

Stay in Muzdalifah

- ▶ There are no tents in Muzdalifah (open space)
- ▶ It's crowded, dusty and there's pollution from vehicles (depending on location)
- ▶ Public toilets available (long line ups and uhm ..public toilets are public toilets)
- ▶ Easiest and the worst place to get lost – stay with the group (near them)
- ▶ When going to the toilet, go in group and mark your return path
- ▶ Stay connected with the Group Leader

Stay in Muzdalifah

- ▶ There will be two departures from Muzdalifah for Mena:
 - ▶ After midnight, and;
 - ▶ After *Fajr*

- ▶ Make sure you are with the correct group for your choice of stay in Muzdalifah

Going to the Jamaraat

Going to the *Jamaraat*

- ▶ Guides are provided by the Ministry of Hajj for going to *Jamaraat* at specific times
 - ▶ Management tent at the front gate in Mena camp will have timing details
- ▶ Do not go to the *Jamaraat* at prime times (most accidents happens at that time)
 - ▶ Prime time on 10th *Dhul Hijjah* is after *Fajr* and *Ishraq*
 - ▶ Prime time on remaining days are immediately after *Zawal* or *Dhur* time
- ▶ Group Leader will advise when is best to go to the *Jamaraat*

Going for Tawaaf Al-Ifadah

Going for *Tawaaf Al-Ifadah*



- ▶ Bus schedule planned for *Tawaaf Al-Ifadah*
 - ▶ Trip will be by Bus # and specific Program
 - ▶ Group Leader will advise of the timing, drop-off and pick-up locations

Program 5

- ▶ During the *Manasik*, will go to Mena each afternoon from their hotel in Makkah, and return to their hotel after midnight
- ▶ They have the hotel in Makkah during *Manasik*, so it is not an issue for *Tawaf Al-Ifadah*

End of Hajj

End of Hajj (12th or 13th Dhul Hijjah)

▶ Program 1M, 2A, 2B & 2C:

- ▶ Will depart Mena on 12th or 13th Dhul Hijjah for Al Aziziyah depending on the return flight
- ▶ Take the bus to Makkah - perform *Tawaaf Al-Wida*
- ▶ Depart from Al Aziziyah for Jeddah airport depending on your flight

DO NOT FORGET TO PICK UP YOUR VALUABLES BEFORE
LEAVING AL AZIZIYAH (APARTMENT HOTEL)

End of Hajj (12th or 13th Dhul Hijjah)

► Programs 3 and 4:

- ▶ Will depart Mena on 12th or 13th Dhul Hijjah for Makkah - perform *Tawaaf Al-Wida*
- ▶ Check-in to hotel in Jeddah
- ▶ Depart from Jeddah hotel to the airport for return / onward trip

DO NOT FORGET TO PICK UP YOUR VALUABLES FROM
MAKKAH BEFORE LEAVING FOR JEDDAH

End of Hajj (12th or 13th Dhul Hijjah)

- ▶ **Program 5** have their hotel in Makkah during the entire *Manasik* of Hajj
 - ▶ Will depart for the airport from their hotel in Makkah

DO NOT FORGET TO PICK UP YOUR VALUABLES FROM
MAKKAH BEFORE LEAVING FOR MADINAH

Pilgrims Items Checklist

(Guidelines)

TRAVEL DOCUMENTS

1. VALID PASSPORT
 - ▶ VALIDATED HAJJ VISA
2. PR (PERMANENT RESIDENT) CARD, IF APPLICABLE
3. AIRLINE TICKET - CONFIRMED TO/FROM SAUDI ARABIA
4. ONE BANK DRAFT FOR EACH PERSON
 - ▶ PAYABLE TO "UNIFIED AGENTS OFFICE IN JEDDAH"
5. PROOF OF VACCINATION:
 - ▶ VALIDATED FOR MENINGITIS IMMUNIZATION (ACYW-135)

CASH

1. US \$500 PER PERSON (SUGGESTED MINIMUM)

- ▶ US \$130 FOR ANIMAL SACRIFICE (NOT NEEDED IF ALREADY ARRANGED THROUGH DAR EL SALAM)
- ▶ REMAINING FOR PERSONAL EXPENSE (NOT INCLUDING GIFTS)
- ▶ TAKE RELATIVELY NEW and LARGE BILLS (\$50 or \$100 DENOMINATIONS)

IF YOU NEED WHEELCHAIR SERVICES FOR *TAWAF* AND *SA'Y*, THEN CARRY EXTRA CASH

IHRAM and ACCESSORIES

1. *IHRAM* GARMENT, PREFERABLY OF TERRY CLOTH
2. ONE PAIR OF SLIPPER / SANDAL
3. LEATHER BELT TO TIE *IHRAM*
4. SUITABLE MONEY BELT TO CARRY MONEY and DOCUMENTS

IF YOU ARE GOING TO MAKKAH FIRST, DO NOT FORGET TO PACK YOUR *IHRAM* and ACCESSORIES IN YOUR HAND-CARRY BAG

Pilgrims Items Checklist

PERSONAL NEEDS

1. TOOTH PASTE and TOOTH BRUSH / MISWAK
2. UNSCENTED SOAP CAKE(S) and DISH
3. NAIL CLIPPER, SMALL SCISSOR, SHAVING SET, HAIR COMB
4. BATH and HAND TOWELS
5. KLEENEX (SMALL PACKETS)
6. WARM SWEATER (FOR USE IN EVENING OR EARLY MORNING)
7. PAIR OF SOCKS (FOR USE IN EVENING OR EARLY MORNING)

CHECK www.weathernetwork.com JUST PRIOR TO DEPARTURE
TO SEE HIGH / LOW TEMPERATURE IN MAKKAH / MADINAH

CAMPING KIT

1. SLEEPING BAG – LIGHTWEIGHT (2-3 LBS FILLING),
PREFERABLY COTTON LINING
2. SMALL, THIN PILLOW or TRAVELER'S PILLOW, IF NECESSARY
3. HANDBAG or KNAP SACK or BACK PACK (YOUR CARRY-ON BAG)
 - ▶ PREFERABLY WITH BOTH SHOULDER and HAND STRAPS
 - ▶ SIZE BASED ON CARRY ON AIRLINE REGULATIONS
(H+W+L = 45 INCHES MAX)
4. SUN GLASSES (PREFERABLY WITH NECK STRAP)
 - ▶ IF YOU WEAR PRESCRIPTION GLASSES, TAKE A SPARE ONE
5. PRAYER MAT (TAKE IT IN YOUR CARRY-ON LUGGAGE)
6. SMALL QUR'AN (TAKE IT IN YOUR CARRY-ON LUGGAGE)

HEALTH / MEDICAL KIT

1. GENERAL MEDICINE/NEEDS (MOST AVAILABLE IN SAUDI ARABIA):

- ▶ GRAVOL, IF YOU ARE PRONE TO AIR SICKNESS
- ▶ ASPIRIN / TYLENOL / ADVIL
- ▶ VASELINE (PETROLEUM JELLY)
- ▶ DIARRHEA MEDICATION (IMMODIUM); ANTACID (PEPTO BISMAL)
- ▶ SUITABLE ANTIBIOTICS (AS PRESCRIBED BY YOUR DOCTOR)
- ▶ FACE MASK

Pilgrims Items Checklist



2. SUFFICIENT MEDICATION THAT YOU ARE NORMALLY REQUIRED TO TAKE
3. SEEK ADVICE FROM PHYSICIAN FOR MEDICAL CONDITIONS:
 - ▶ DIABETES, ASTHMA, HEART CONDITION, BLOOD PRESSURE, ETC.
4. IF ALLERGIC TO SPECIFIC DRUGS and/or HAVE MEDICAL CONDITION:
 - ▶ WRITE ON PAPER AND KEEP ON YOUR PERSON or WEAR "MEDICALERT" BRACELET:
 - ▶ INFORM YOUR GROUP LEADER

Do's and Don'ts

Do's & Don'ts of Hajj



1. TRAVEL LIGHTLY (LEAST LUGGAGE POSSIBLE)
 - ▶ ENSURE LUGGAGE HAS PROPER IDENTIFICATION TAG(S)
2. MAKE COPIES OF PASSPORT, AIRLINE TICKETS, PERMANENT RESIDENT (PR) CARD, ETC.
 - ▶ ENSURE COPIES ARE KEPT SEPARATE FROM ORIGINAL
 - ▶ ALWAYS KEEP YOUR GREEN CARD SAFELY WITH YOU
3. ALWAYS WEAR (OR CARRY) YOUR IDENTIFICATION CARD
4. DO NOT CARRY ANY AUDIO / VIDEO CASSETTE INTO SAUDI ARABIA

5. DO NOT LEAVE THE GROUP AND GO ON YOUR OWN

- ▶ GO AS A TWOSOME (AT LEAST)
- ▶ ENSURE YOU GET ORIENTED WITH THE AREA
- ▶ WHEN TAKING LEAVE FROM GROUP, INFORM GROUP LEADER

6. DO NOT CARRY CASH AND VALUABLES EVERYWHERE

- ▶ KEEP WITH SOMEONE OR IN HOTEL SAFETY DEPOSIT BOX

7. MAKE SURE YOU ARE ON-TIME FOR GROUP GATHERINGS

- ▶ YOUR CO-ORDINATOR WILL DESIGNATE TIME AND PLACE

8. MAKE SURE YOU FOLLOW INSTRUCTIONS FOR LUGGAGE TRANSFER

- ▶ TAG YOUR LUGGAGE AS INSTRUCTED
- ▶ PLACE CHECKED LUGGAGE OUTSIDE YOUR ROOM ON TIME

9. DO NOT DRINK TAP WATER

- ▶ DRINK ZAM-ZAM OR BOTTLED WATER

10. MAINTAIN YOUR FLUID (ELECTROLYTE) BALANCE

- ▶ DRINK A LOT
- ▶ REPLACE LOST BODY SALT and SUGAR

11. AVOID HEAVY FOOD

- ▶ EAT FRUITS THAT YOU CAN PEEL

12. PACE YOURSELF – TAKE PLENTY OF REST

13. AVOID POLITICAL HANDOUTS & DEMONSTRATIONS

- ▶ DO NOT ACCEPT FLYERS OR PAMPHLETS FROM OTHER PILGRIMS
- ▶ IF YOU SENSE TROUBLE, STAY AWAY FROM SUCH GATHERING

14. CO-OPERATE WITH YOUR CO-ORDINATOR AND FELLOW PILGRIMS

- ▶ REMEMBER HAJJ IS OBLIGATORY ON ALL ELIGIBLE MUSLIMS AT THE SAME TIME
- ▶ REMEMBER WHY YOU ARE GOING TO SAUDI ARABIA
- ▶ REMEMBER THE VERSES OF THE QUR'AN REGARDING HAJJ AND BEHAVIOUR

On the authority of Abu Hurayrah (may Allah be pleased with him), that the Prophet (peace and blessings of Allah be upon him) said:

Whoever removes a worldly grief from a believer, Allah will remove from him one of the grief's of the Day of Resurrection. And whoever alleviates the need of a needy person, Allah will alleviate his needs in this world and the Hereafter. Whoever shields [or hides the misdeeds of] a Muslim, Allah will shield him in this world and the Hereafter. **And Allah will aid His slave so long as he aids his brother**

It was related by Muslim.

Verily Every Good Deed Is Charity, And It Is A Good Deed If You Meet Your Brother (In Religion) With A Cheerful Look, And It Is A Good Deed If You Extend A Helping Hand To Him.

Mus'nad Ahmad

The most beloved of people to Allah are those who benefit people the most, and the most beloved of actions to Allah is putting happiness in (the heart) of a Muslim....

And to help a (believing) brother with his need(s) is more beloved to me than to make *I'tikaaf* in this mosque for an entire month.

Narrator: Abdullah Ibn Umar

Muhaddith: Al-Albaani

Classification: Authentic (Saheeh)

Do's & Don'ts of Hajj



15. HELP YOUR MUSLIM BROTHERS & SISTERS

16. BE PATIENT

17. BE VERY PATIENT

18. BE EXTREMELY PATIENT

May Allahu Subhanahu Wa Ta'ala:

- ✓ **Help us in completing this journey safely**
- ✓ **Accept our Hajj**
- ✓ **Continuously Guide us on the right path**

AND

- ✓ **Be Pleased with us in this world and the next**

Questions & Answers