DAR EL SALAM
ISLAMIC WORLD TRAVEL

28 YEARS EXPERIENCE

Hajj 2015 / 1436 AH

Hajj Seminar

Toronto, Canada

August 16, 2015

Presented By: Azhar A Zaidi

لَبَّيْكَ اَللّٰهُمَّ لَبَّيْكَ
لَبَّيْكَ لَا شَرِيْكَ لَكَ لَبَّيْكَ
إِنَّ الْحَمْدَ وَ النِّعْمَةَ لَكَ وَ الْمُلْكَ لَا شَرِيْكَ لَكَ

NEW YORK - FLORIDA - TEXAS - CALIFORNIA - TORONTO

www.darelsalam.com | 866.327.7252

This document is the property of Dar El Salam Travel based in the USA and Canada. It is provided solely to its clients for their personal use.

No part of this document shall be reproduced or distributed wholly or in part by any means whatsoever without the express written consent of Dar El Salam Travel.

Preparing for Hajj

- *A Reminder .....*
- *Hajj Organization & Services*
- *Dar El Salam 2015 Hajj Forum*
- *Important Considerations*
- *Hajj Itinerary in Steps*
- *Pilgrims Items Checklist*
- *Do's & Don'ts of Hajj*

A Reminder …

A Reminder …..

وَذَكِّرْ فَإِنَّ ٱلذِّكْرَىٰ تَنفَعُ ٱلْمُؤْمِنِينَ ﴿٥٥﴾

"And remind, for indeed, the reminder benefits the believers" *Al Qur'an: Adh Dhariyat, Verse 55*

وَإِنَّهُۥ لَتَذْكِرَةٌ لِّلْمُتَّقِينَ ﴿٤٨﴾

"And indeed, the Qur'an is a reminder for the righteous" *Al Qur'an: Al Haqqah, Verse 48*

Why are you going for Hajj?

وَلِلَّهِ عَلَى ٱلنَّاسِ حِجُّ ٱلْبَيْتِ مَنِ ٱسْتَطَاعَ إِلَيْهِ سَبِيلًا

" …. And [due] to Allah from the people is a pilgrimage to the House - for whoever is able to find thereto a way …."

Al Qur'an: 'Al Imran, Verse 97

وَأَتِمُّوا۟ ٱلْحَجَّ وَٱلْعُمْرَةَ لِلَّهِ

"And complete the Hajj and 'Umrah for Allah" …

Al Qur'an: Al Baqarah, Verse 196

What is the desired outcome?

"From one 'Umrah to another is expiation for what is between them and ***Hajj Mabrûr has no reward except Paradise****." (Bukhari and Muslim)*

"He who came to this House (the Ka'bah) (with the intention in performing Hajj) without speaking or committing indecencies, ***would return (free from sin) as on the day his mother bore him****." (Muslim)*

What is needed from us?

ٱلْحَجُّ أَشْهُرٌ مَّعْلُومَٰتٌ ۚ فَمَن فَرَضَ فِيهِنَّ ٱلْحَجَّ فَلَا رَفَثَ وَلَا
فُسُوقَ وَلَا جِدَالَ فِى ٱلْحَجِّ ۗ وَمَا تَفْعَلُوا۟ مِنْ خَيْرٍ يَعْلَمْهُ ٱللَّهُ ۗ
وَتَزَوَّدُوا۟ فَإِنَّ خَيْرَ ٱلزَّادِ ٱلتَّقْوَىٰ ۚ وَٱتَّقُونِ يَٰٓأُو۟لِى
ٱلْأَلْبَٰبِ ﴿١٩٧﴾

Al Qur'an: Al Baqarah, Verse 197

"Hajj is [during] well-known months, so whoever has made Hajj obligatory upon himself therein [by entering the state of ihram], there is [to be for him] ***no sexual relations and no disobedience and no disputing during Hajj****. And whatever good you do - Allah knows it. And take provisions, but indeed, the* ***best provision is fear of Allah****. And fear Me, O you of understanding"*

What is needed from us?

لَن يَنَالَ ٱللَّهَ لُحُومُهَا وَلَا دِمَآؤُهَا وَلَٰكِن يَنَالُهُ ٱلتَّقْوَىٰ مِنكُمْ

*"Their meat will not reach Allah, nor their blood, but what reaches Him is **piety from you**"*

Al Qur'an: Al Hajj, Verse 37

يَوْمَ لَا يَنفَعُ مَالٌ وَلَا بَنُونَ ﴿٨٨﴾ إِلَّا مَنْ أَتَى ٱللَّهَ بِقَلْبٍ سَلِيمٍ ﴿٨٩﴾

*"The Day when there will not benefit [anyone] wealth or children. But only **one who comes to Allah with a sound heart**"*

Al Qur'an: Ash Shu'ara, Verses 88 & 89

What is the key to success?

***Consciousness** of*

Allahu Subhanahu Wa Ta'ala

in your

every intention and every action

Hajj Organization & Services

Hajj Organization and Services

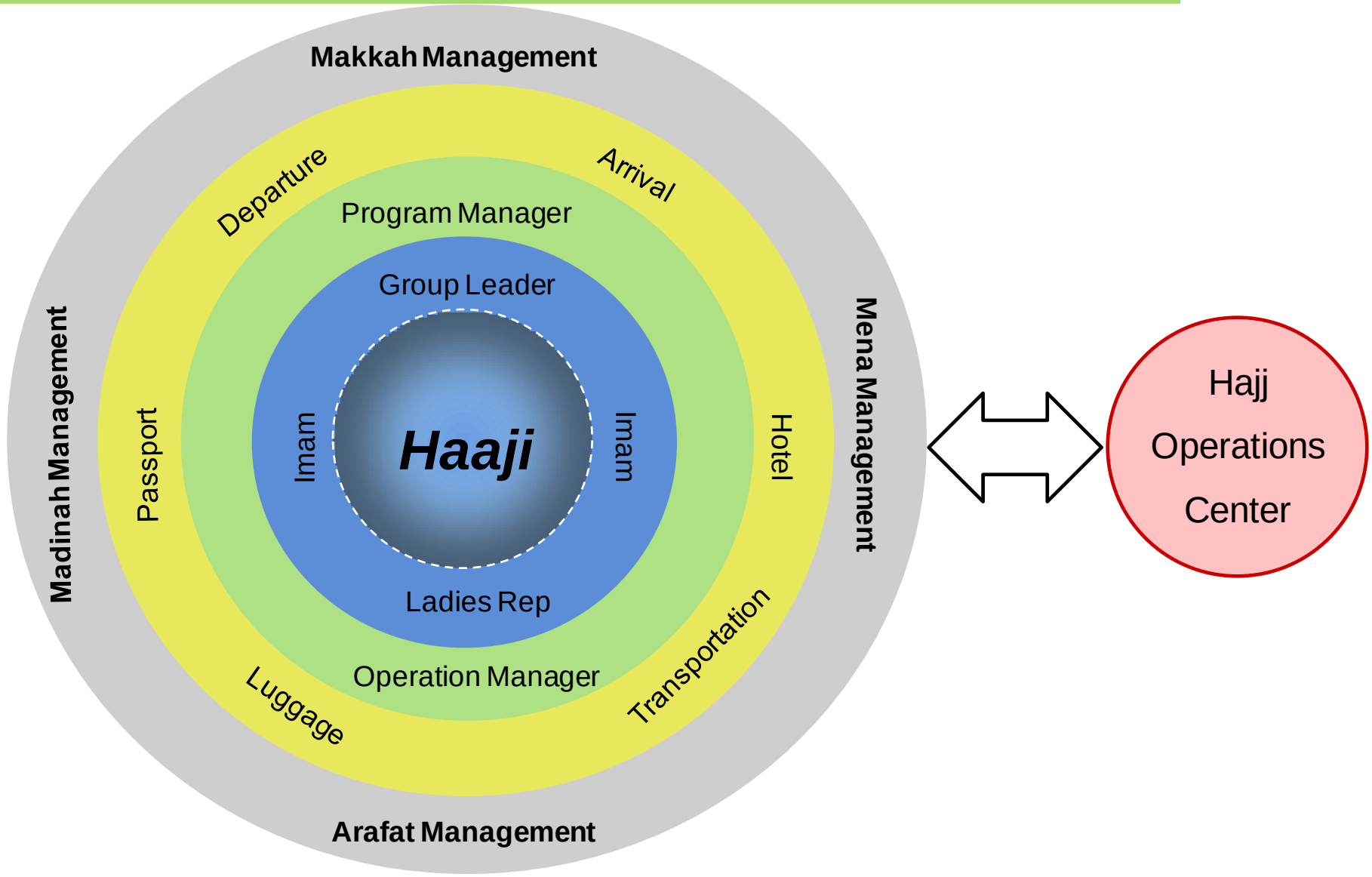

What will you receive from Dar El Salam?

- Travel Documents
  - Passport *(do not remove label from the back of passport)*
  - Airline ticket – they are all E-tickets *(no paper tickets)*
  - Proof of Immunization for Meningitis *(must take with you)*
- E-Book: Itinerary and General Information *(has been emailed)*
- Hajj Booklet *(will be provided with final package)*
- Dar El Salam Personal Photo ID Badge *(with final package)*
- Dar El Salam Luggage Identification Tags *(with final package)*
- *Du'a* book *(will be provided with final package)*
- *Ihram* for men *(sent to those in Makkah First Programs)*
- SIM Card (applicable in Saudi Arabia) *(with final package)*

Personal ID Card (Sample)

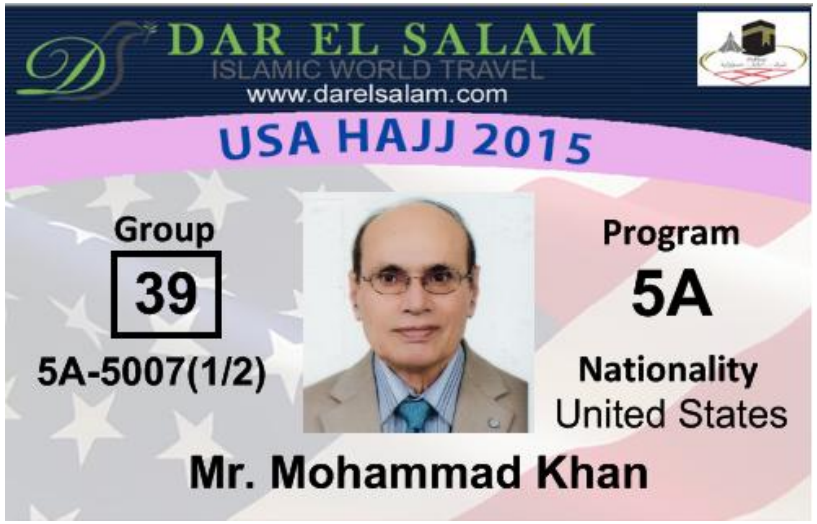

Front of ID Card

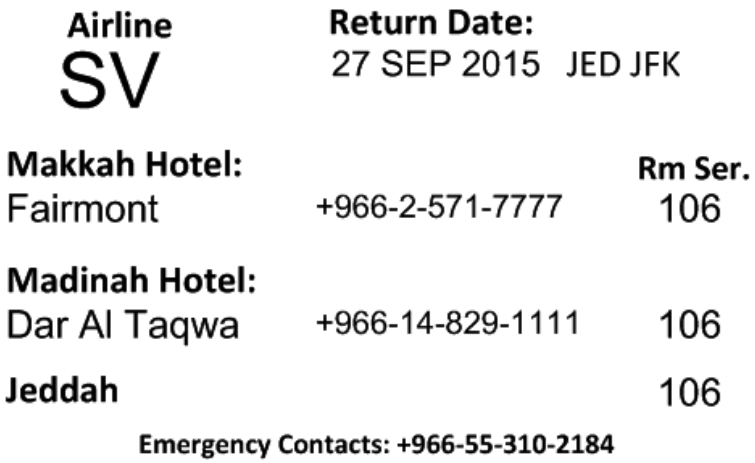

Back of ID Card

Luggage Tag and Passport Label (Sample)

Front of Luggage Tag

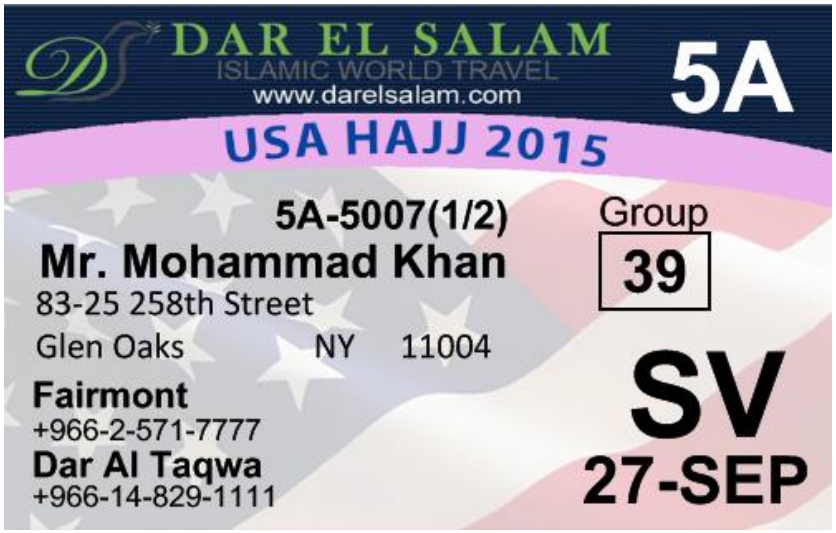

Back of Luggage Tag

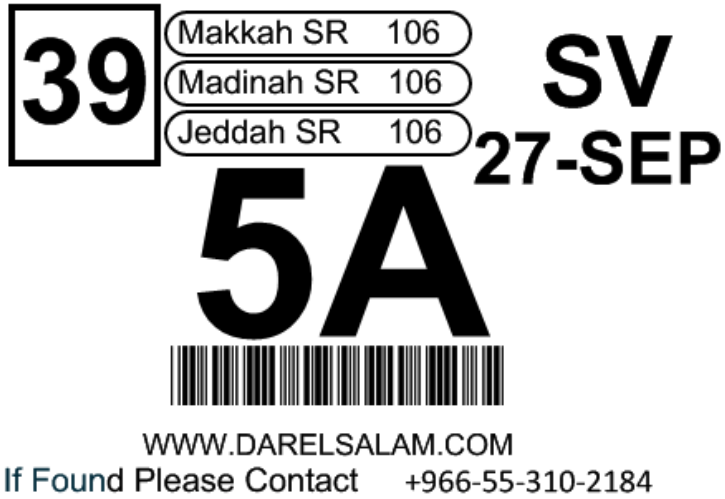

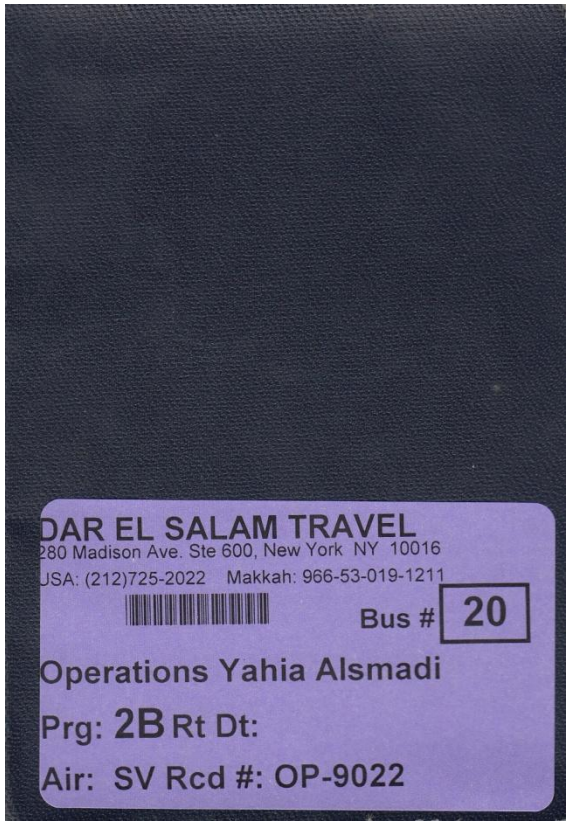

Label on back of passport

Dar El Salam 2015 Hajj Forum

Hajj Forum

Dar El Salam 2015 Hajj Forum:

- An online, interactive, central repository that facilitates transparent communication on all aspects of Hajj:
  - *Information from Dar El Salam*
  - *General Questions*
  - *Religious Questions*
  - *Program Specific Questions & Networking*
- Open only to Dar El Salam's clients travelling for Hajj

Please join us at ***http://dsthajj2015.freeforums.net/***

Online registration is required to participate

Hajj Forum

DAR EL SALAM
Islamic World Travel

DAR EL SALAM HAJJ 2015 FORUM

Home | Help | Search | Members | Admin | Profile | Messages | Welcome azharzaidi. Logout

DAR EL SALAM HAJJ 2015 FORUM > Home > | Participated

News | The answers provided in this Forum are for Informational purposes only and is subject to change without notice.

General

	Board	Threads	Posts	Last Post
	Information from Dar El Salam Information published by Dar El Salam that is applicable to all Hajj Programs. It includes a guide to using this forum.	12	30	Manasik of Hajj Teleconference Schedule and Recording by ehtesham *Jul 20, 2015 at 1:00pm*
	General Questions - 1 Viewing Any general administrative (not religious) questions applicable to all the Hajj Programs should be posted in this folder.	57	166	Iphone and I PAD app by azharzaidi **43 minutes ago**
	Religious Questions All religious questions regardless of the Hajj Program should be posted in this folder. Sub-board: Religious Questions relating to Women Only	22	33	Wiping face with tissue or blow nose in state of ihram by tmkhan *Jul 19, 2015 at 5:24pm*
NEW	Program Specific Hajj Questions & Networking - 1 Viewing Any administrative or logistical questions specific to your Hajj Program. You can also network with your fellow Hujjaj in your specific program. Sub-boards: Programs 1A and 1B Questions & Networking, Programs 2A and 2B Questions & Networking, Programs 3A and 3B Questions & Networking, Programs 4A, 4B and 4C Questions & Networking, Programs 5A and 5B Questions & Networking, Programs 6A and 6B Questions & Networking	21	42	I am traveling from Johnson City, TN via Washington, DC. by syavas *yesterday at 3:01pm*

189 Threads and 642 Posts Total Members: 735

Important Considerations

Plan for Hajj During Hot Weather

1. Ensure you are always hydrated
   - Seek medical advise on using electrolyte enhanced drink tablets
2. Wear light clothes
   - Men: *Thoub, Shalwar Kameez, Baggy pants*
   - Women: *Shalwar Kameez, Baggy pants* or long dress under the *Abaya*
3. Avoid prolonged exposure to the sun – stay in shade
4. Refresh with wet towel or water spray

Plan for Hajj During Hot Weather

5. Pace yourself – take plenty of rest
6. Consider perfume free sun screen lotion and sunglasses if sensitive to sunlight
7. Be careful when purchasing food from outside

About Using Wheelchair

1. Need wheelchair during air travel (at airports)
   - Request airline for wheelchair assistance
2. Need wheelchair only for *Tawaf* & *Sai'*
   - Can be arranged in the *Haram* area (wheelchair & person to push)
   - Have to negotiate rate & drop-off place
   - Carry extra cash for this service
   - Pay only at the end of service

About Using Wheelchair

3. Need wheelchair throughout the trip but have family member to push wheelchair
   - Available in pharmacies in Madinah / Makkah
   - Approximate cost: $100
   - Take bicycle lock with you to secure wheelchair during *Manasik of Hajj*
   - Donate wheelchair it at the end of Hajj

4. Need wheelchair <u>and</u> assistant to push the wheelchair
   - Speak to Dar El Salam Hajj agent for quote

Carry Cell Phone

1. Carry an unlocked tri-band or quad band GSM phone from Canada
   - You can also purchase a simple Nokia phone in Madinah or Makkah (approx. $55)
2. Dar El Salam will provide each person with a local Saudi SIM Card (regular & micro size)
3. Call credits can be purchased in denominations of 10, 20, 50 and 100 Saudi Riyals

Executive Programs 5 and 6 get a simple phone in Madinah – in addition to the local Saudi SIM Card

Hajj Itinerary in Steps

- Departure from Canada
- Arrival & Stay in Madinah
- Arrival in Jeddah
- Stay in Makkah
- Arrival & Stay in the Apartment Hotel
- Arrival & Stay in Mena
- Departing for Arafat from Mena
- Stay in Muzdalifah
- Going to the *Jamaraat*
- Going for *Tawaf Al Ifadah*
- End of Hajj

Disclaimer

This seminar is provided for informational purposes only.

Due to the nature of Hajj, there are many variables outside of Dar El Salam's control, including Hajj regulations as issued by local authorities, and therefore the information provided herein is subject to change at Dar El Salam's discretion and without notice.

Departure from Canada

Departing from Canada

- Be at the airport early – allow time to check-in as the international flights are usually full
- Ensure your check-in luggage have the Dar El Salam provided luggage tag
- Ensure you have your medicines, valuables and other necessities in your carry-on bag
- If travelling on a domestic flight to connect with the international flight to Saudi Arabia:
  - DO NOT check-in your luggage to Saudi Arabia when <u>checking-in for the domestic flight</u>
  - If your luggage is lost during domestic transit, it will be difficult to find and may never arrive

Departing from Canada

<u>If you are going to Makkah first (Program 2)</u>:

- Ensure you have your *Ihram* and accessories with you in your carry-on bag
- Prepare yourself physically for *Ihram* from home
- Men will change into *Ihram* clothes in the aircraft
- Women should wear their *Ihram* garment from home before departing Canada
- You should make the intention in the aircraft prior to approaching the *Meqaat*

Arrival in Madinah

Arrival in Madinah

Applies to Programs 3, 4, 5 and 6

- Immigration & Customs takes less time for direct arrivals (0.5 – 1.5 hours)
- You are responsible for your luggage through Customs
- Report any loss of luggage in Customs hall before exiting – get a copy of report
- Saudi Ministry reps will collect your passport (*Mutawwif's Office*)

Please always keep your PR Card with you (keep it safe)

Arrival in Madinah

- Dar El Salam reps will direct you to the <u>appropriate bus</u> (based on destination hotel)
- Carry your luggage outside to the appropriate bus & ensure it is loaded onto bus
  - Keep your valuables with you
  - Ensure all your luggage have ID tags attached

Stay in Madinah

Stay in Madinah

Stay in Madinah

- Dar El Salam reps will help you to check-in the hotel & direct you to your luggage
- Get familiar with direction to the *Masjid Al-Nabawi* and return to the hotel
- *Masjid Al-Nabawi* is <u>not</u> as crowded as the *Haram* in Makkah
  - Relaxed pace relative to Makkah
- Ensure that you follow instructions on *Ziarah* in Madinah
  - Carry your cell phone, some cash and cell phone number of your group leader

Stay in Madinah

- Attend scheduled religious seminars in hotel
- Administrative instructions:
  - Provided by your group leader (e.g. luggage handling, move to Makkah, Mena, etc.)
  - Meet with your group leader for any admin instructions (in restaurant, at Dar El Salam desk)
    - Know group leader's room # and cell phone #
  - Drop by the Dar El Salam desk at least once a day (e.g. move to Makkah)
- Know your program manager's phone # in case you wish to contact him

Stay in Madinah

- Hotel & Restaurant services in Madinah is relatively lower than in Makkah

Departing from Madinah:

- Your checked luggage will be picked up much earlier before check-out
- Prepare your luggage appropriately according to instructions from your group leader
- Ensure checked luggage is placed outside your room on time
- Do not place your hand carry, medicines or valuables in and/or with your checked luggage

DAR EL SALAM
Islamic World Travel

Arrival in Jeddah

Local flight from Madinah

Arrival in Jeddah from Madinah

DAR EL SALAM
Islamic World Travel

Applies to Programs 4, 5 and 6

- Will be a domestic arrival – no Immigration / Customs
- Make sure to take all your belongings from the aircraft
- No luggage to pickup from carousel
- Dar El Salam reps will direct you to the <u>appropriate bus</u> for transfer to your hotel in Makkah
  - Keep your valuables / medicine with you in your hand carry bag
- Continue to recite *Talbiyah* as you will be in the state of *Ihraam*

Arrival in Jeddah

Direct from Canada

Arrival in Jeddah (Direct from Canada)

DAR EL SALAM
Islamic World Travel

Applies to Program 2 only

- Immigration & Customs can take 2 – 3 hours
- You are responsible for your luggage through Customs
- Report any loss of luggage in Customs hall <u>before</u> exiting – get a copy of the report
- Dar El Salam reps will take your luggage upon exiting Customs hall
  - Keep your valuables and hand carry with you & ensure all your luggage have ID tags attached
- <u>Ensure</u> you get your luggage back once in the rest area – follow Dar El Salam instructions

Arrival in Jeddah (Direct from Canada)

- Dar El Salam reps will collect your passport for the Saudi Ministry (*Mutawwif's Office*)

Please always keep your PR Card with you (keep it safe)

Transfer to Makkah (Program 2B - IIT):

- Transportation is provided by 3rd party service provider
- Dar El Salam reps will co-ordinate the buses to Makkah
- Departure is usually by destination hotel
- Distance from Jeddah to Makkah is 72 kms
- Bus stops at checkpoints, *Mutawwif's* Office, then hotel

It takes an average of 7 hours to reach hotel in Makkah after arrival in Jeddah airport

Stay in Makkah

Stay in Makkah

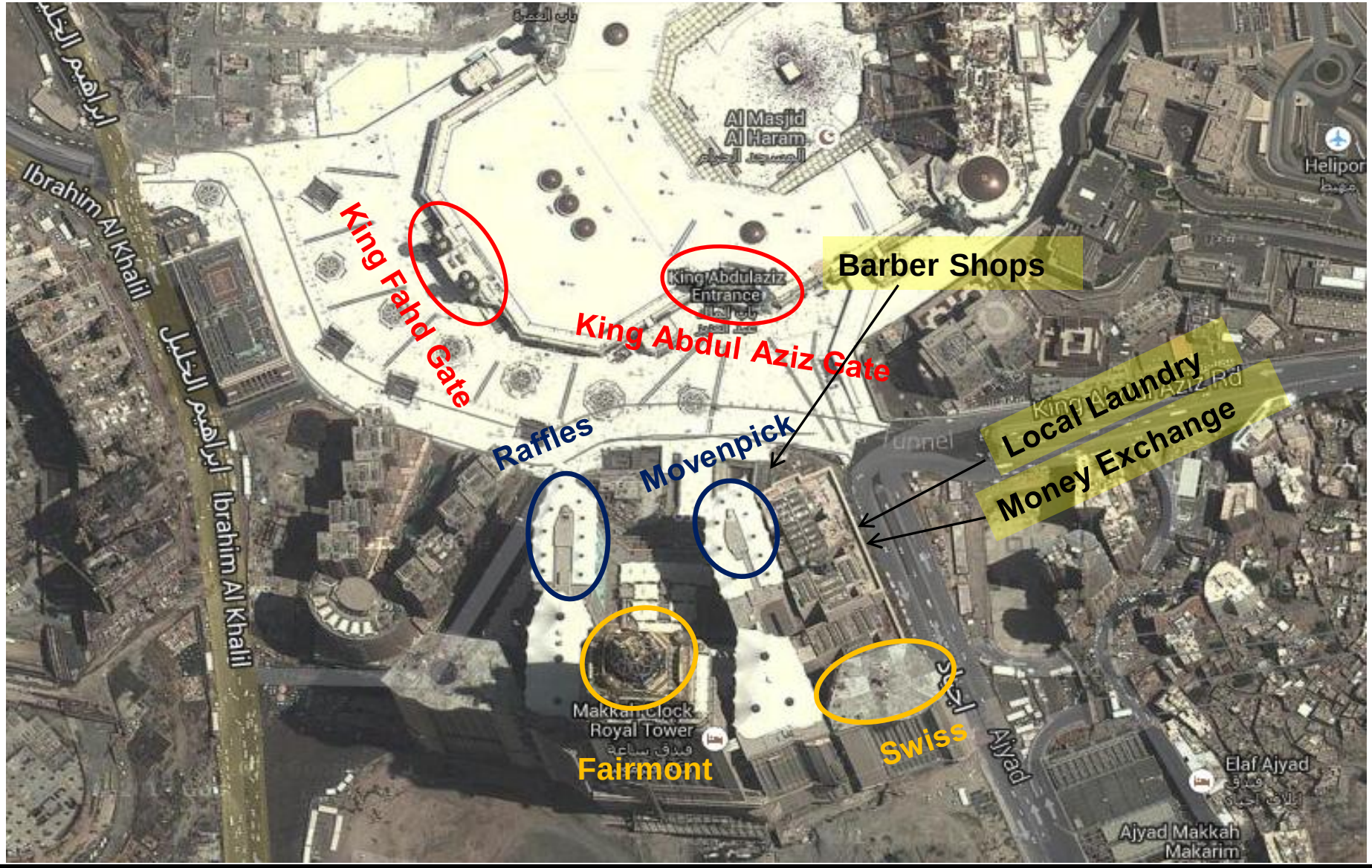

Stay in Makkah

- Dar El Salam reps will help you to check-in the hotel & direct you to your luggage
- Get familiar with direction to the *Haram* and return to the hotel (use same *Haram* gate)
- Perform *Umrah* and rest (please pace yourself)

- *Haram* is usually crowded. Allow <u>extra time</u> to go for prayers and to return to hotel
  - When going for *Magrib* prayers, it is better to stay and return after *Isha'* prayers
  - Better to have prayer rug with you
  - Use bag for slippers/shoes (to be provided by Dar El Salam in Saudi Arabia)

Stay in Makkah

- Administrative instructions:
  - Provided by your group leader (e.g. luggage handling, move to Madinah, Mena, etc.)
  - Meet with your group leader for any admin instructions (in restaurant, at Dar El Salam desk)
    - Know your group leader's room # and phone #
  - Drop by the Dar El Salam desk at least once a day (e.g. move to Madinah / Mena)
- Know your program manager's phone # in case you wish to contact him

Stay in Makkah

- Hotel & Restaurant services in Makkah is relatively better than in Madinah

Departing from Makkah:

- Your checked luggage will be picked up much earlier before hotel check-out time
- Prepare your luggage appropriately according to instructions from your group leader
- Ensure checked luggage is placed outside your room on time
- Do not place your hand carry, medicines or valuables in and/or with your checked luggage

Arrival & Stay in Apartment Hotel (Al Aziziyah)

Makkah & Vicinity

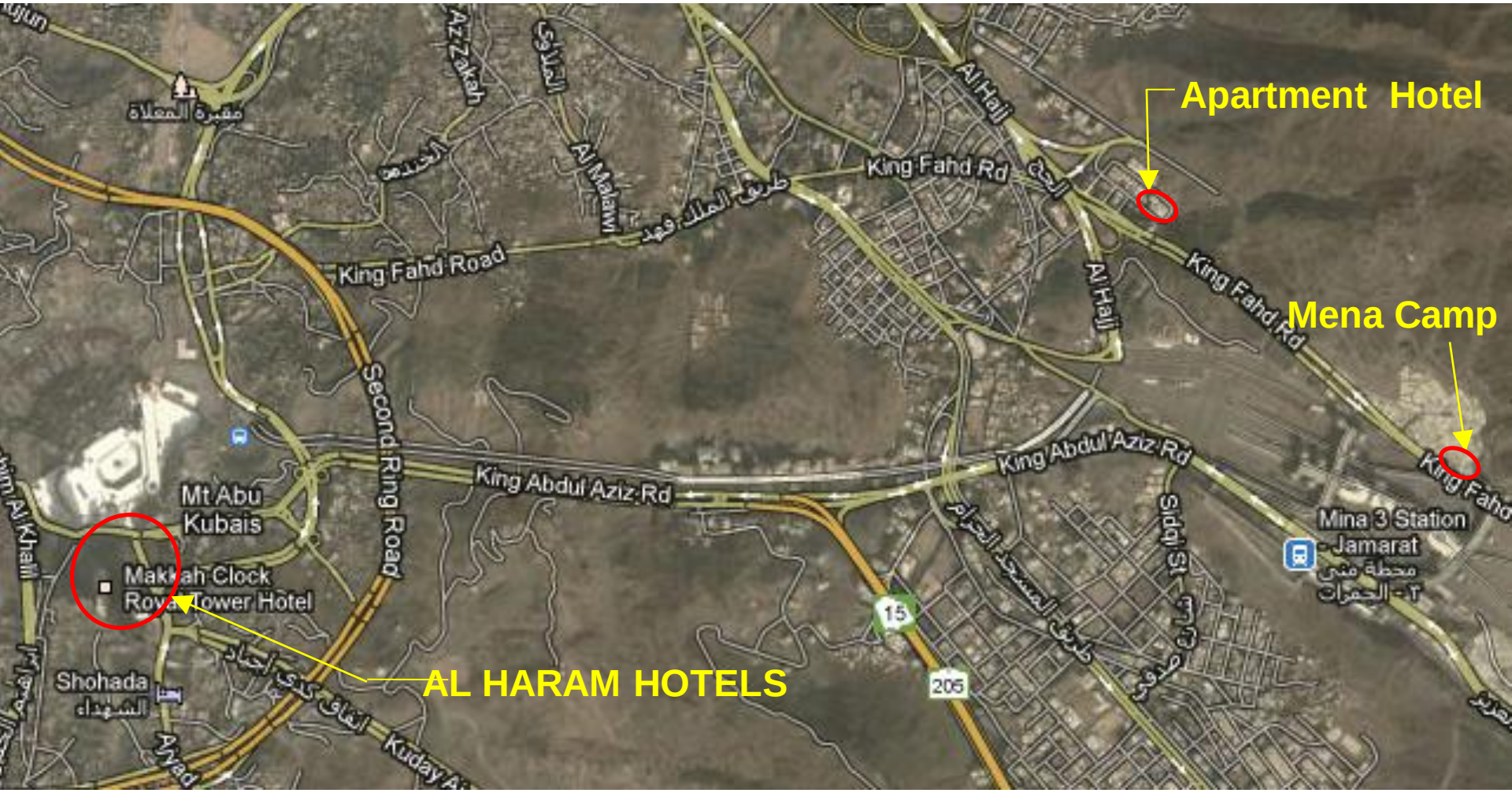

View of Apartment Hotels

Arrival & Stay in Apartment Hotel

Applies to Programs 2 and 3 only

Your stay in *Aziziyah*, prior to Hajj is until *8th Dhul Hijjah*:

- Place for prayer services and lectures in the building
- Meal service will be provided during your stay
- Bus to *Haram* twice a day (for *Fajr* and *Magrib / 'Isha*)
  - Dependent on Saudi authorities and traffic condition

You will be accommodated on a quad occupancy basis **regardless** of your chosen occupancy for the Hajj program (double or triple)

Arrival & Stay in Apartment Hotel

- Please ensure you get familiar with the area:
  - Inform group leader and others if you are going on your own
  - If you must go outside, we advise you to go in groups of two or three and not individually

Programs 4, 5 and 6 do not stay in *Aziziyah* as they stay in their hotel in Makkah

Arrival & Stay in Mena

Arrival and Stay in Mena

Programs 2, 3, 4 & 5 will arrive in Mena on *8th Dhul Hijjah*

Program 6 will go to Arafaat from their hotel in Makkah in the late evening of *8th Dhul Hijjah*

- Option will be given to those who wish to go to Mena on *8th Dhul Hijjah* in the morning

Mena Camp

King Fahd Rd
King Fahd Rd
King Fahd Rd
King Fahd Rd
King Fahd Rd

Mena Camp

Arrival and Stay in Mena

- Tent space in Mena is allocated for each person (limited space with no extras):
  - Bedding provided (foam sleeper chair, pillow & cover, blanket and sheet)
  - Each person will be in designated tent and bedding by Program and Group #
- Executive Lounge is for Program 5 and 6 only:
  - Program 5 also have single beds in tents for each person. Included are pillow, blanket and cover sheet
- Men and Women will be in separate tents

Arrival and Stay in Mena

- Help keep the tents clean (dispose garbage outside in provided bins)
  - Fold up the foam sleeper chair during the day to make room and for congregational prayers
- Dedicated bathrooms for men and women
  - Do not put toilet paper, sanitary napkins, diapers in the toilet – keep clean for next person
  - Do not wash clothes in the bathroom; do not leave hair, discarded *Ihrams* in the bathroom

Mena (Standard Bedding)

Arrival and Stay in Mena

- Tents look alike – easy to get lost if you leave the gated tent compound:
  - Familiarize yourself with your surrounding
  - Inform group leader and others in the tent if you have to go outside the gated compound
  - If you must go outside, go in group and not individually
- Get plenty of rest whenever you get the opportunity (you will need it !)
- Stay away from idle talk and engage in *Dhikr*

Arrival and Stay in Mena

DAR EL SALAM
Islamic World Travel

Programs 1, 2, 3, 4 and 5

- Take only a carry-on bag & back pack with you in Mena:
  - Checked luggage would have been picked up from hotel in Makkah / Madinah
  - Do not bring valuables with you in Mena (will be collected in hotel in Makkah or Aziziyah)

Program 6

- You stay is in the hotels in Makkah:
  - Your luggage and valuables remain in the hotel in Makkah where you will be staying
  - You will shuttle from Makkah to Mena each day and stay in the Executive Lounge in Mena

Departing for Arafaat From Mena

Departing for Arafaat from Mena

We will be using the new ***Al Mashaer*** **Train:**

- Train consists of 12 cars – each holds 250 passengers
- There are <u>three</u> **main stations** for the *Mashaer* Train:
  - Mena ⇦⇨Muzdalifah ⇦⇨ Arafaat
  - For each main station, there are <u>three</u> **sub stations**
  - Sub station # 3 has been assigned to Dar El Salam in Mena
- Each group is given an allotted time to ride the train
- No buses are allowed on the *9th* and *10th Dhul Hijjah*
- We will have to walk to / from train station and our camp in Mena and in Arafaat – stay with your group at all times !!

Al Mashaer Train Stations

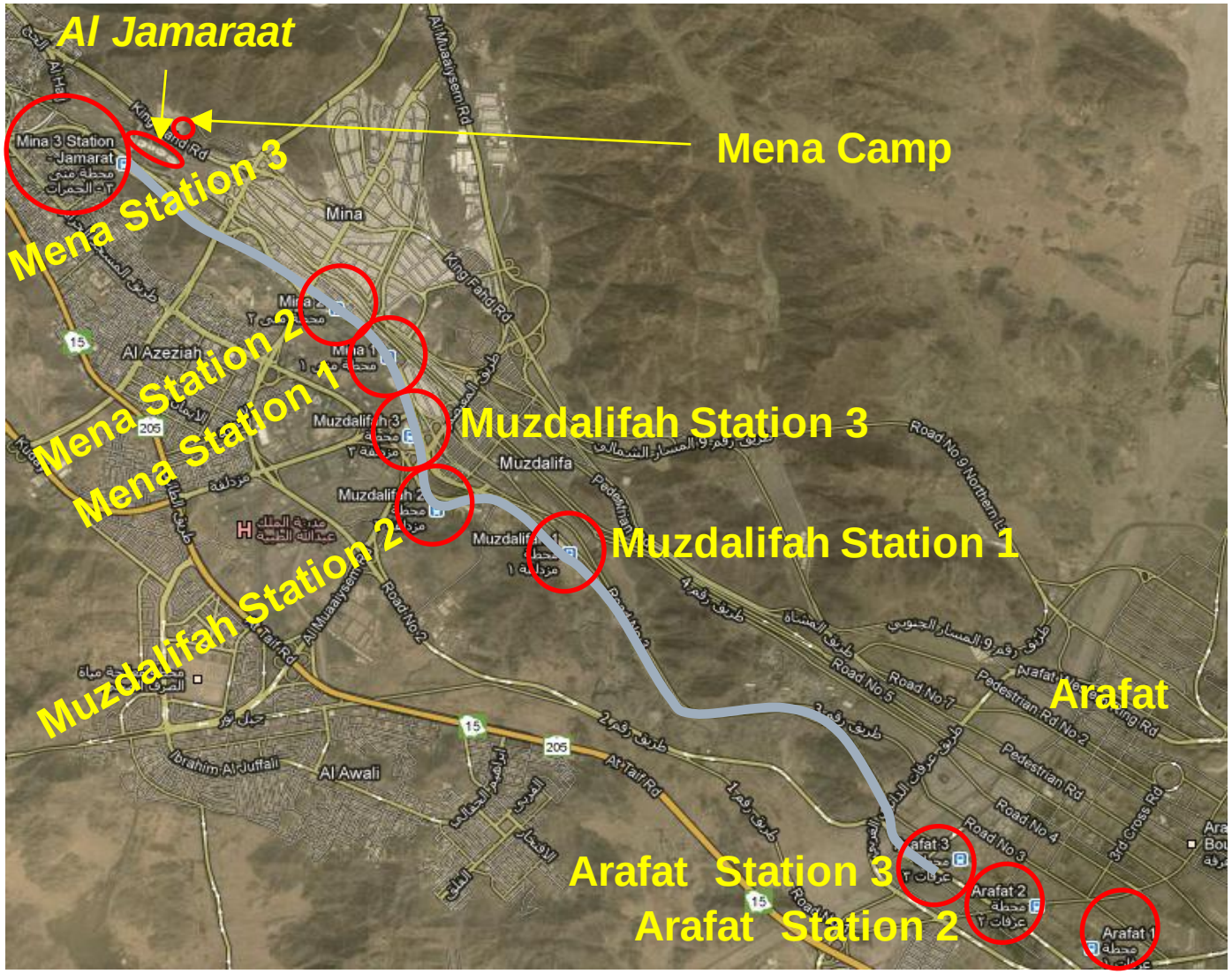

Mena Camp & Vicinity

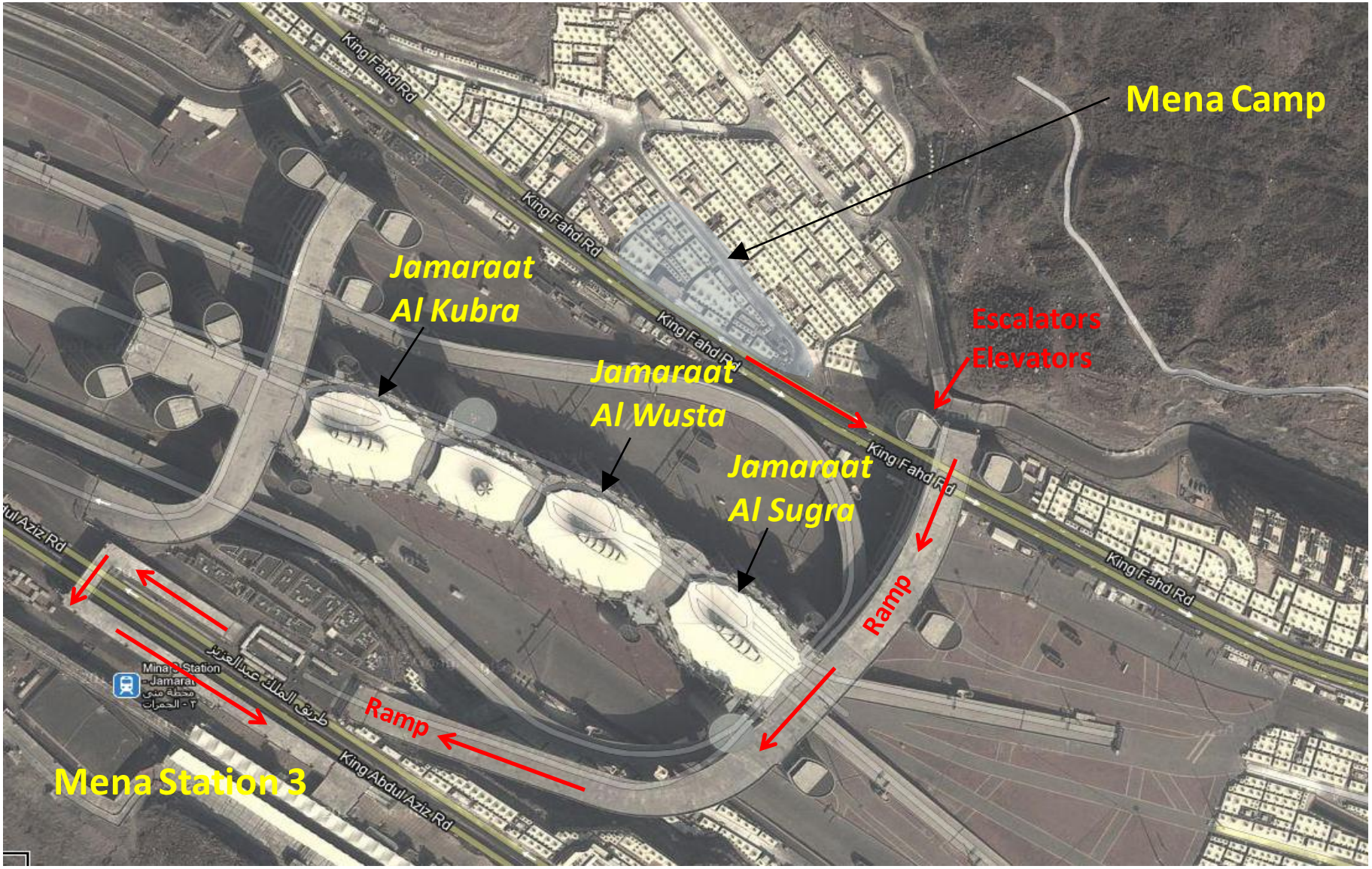

Departing for Arafaat from Mena

Programs 2, 3, 4 and 5 will depart Mena camp for Arafaat on *9th Dhul Hijjah*

Program 6 will go to Arafaat from their hotel in Makkah in the early morning of *9th Dhul Hijjah*

- Those who opted to go to Mena on *8th Dhul Hijjah* will depart for Arafaat from Mena with the other Programs

Departing for Arafaat from Mena

- Departure will be according to Group # and Program:
  - Your group leader will advise of departure time
  - Be ready, stay in your tents and go to the front gate when advised (not before)

- If planning to stay the entire night (until *Fajr*) in Muzdalifah:
  - Do not take the bedding (blanket or pillow) from Mena
  - You should have brought a sleeping bag from Canada

We must ride the train within the allotted times

Departing for Arafaat from Mena

- Carry-on luggage is not required for Arafaat:
  - It should be kept in Mena (group leader will provide instructions)
  - There should be no valuables in your carry-on bag
  - Need to take prayer rug, Qur’an, pebble bag and toiletries (soap, toothbrush, toothpaste, etc.)

Stay in Arafaat

Stay in Arafaat

- This is the *Day of Hajj* – the main and the entire reason for your trip
- Rest in the morning and prepare for the afternoon – do not sleep in the afternoon
- Pray the *Dhur and 'Asr* prayers in congregation
- There will be time for individual supplications as well as group supplications

- Stay within the gated compound – do not go outside
  - Entire camp is inside Arafaat
  - One of the worst place to get lost

Stay in Arafaat

- We will depart for Muzdalifah after *Maghrib* and within our allotted time to ride the train
  - Make sure you are with your group

Please ensure you stay well hydrated in hot weather

Stay in Muzdalifah

Stay in Muzdalifah

- There are no tents in Muzdalifah (open space)
- It's crowded, dusty and there's pollution from vehicles (depending on location)
- Public toilets available (long line ups and ….. uhm ..public toilets are public toilets)

- Easiest and the worst place to get lost – stay with the group (near them)
- When going to the toilet, go in group and mark your return path
- Stay connected with the group leader, program manager

Stay in Muzdalifah

- Your designated Group # may change here depending on your choice of stay in Muzdalifah
  - Group leader would have asked you for your choice in the hotel in Makkah, Madinah or Aziziyah
  - Group leader would have assigned you to appropriate Group # based on your choice

Stay in Muzdalifah

- There will be two departures from Muzdalifah for Mena:
  - After midnight, and;
  - After *Fajr*
- Make sure you are with the correct group for your choice of stay in Muzdalifah

Going to the Jamaraat

Train Station to Mena Camp

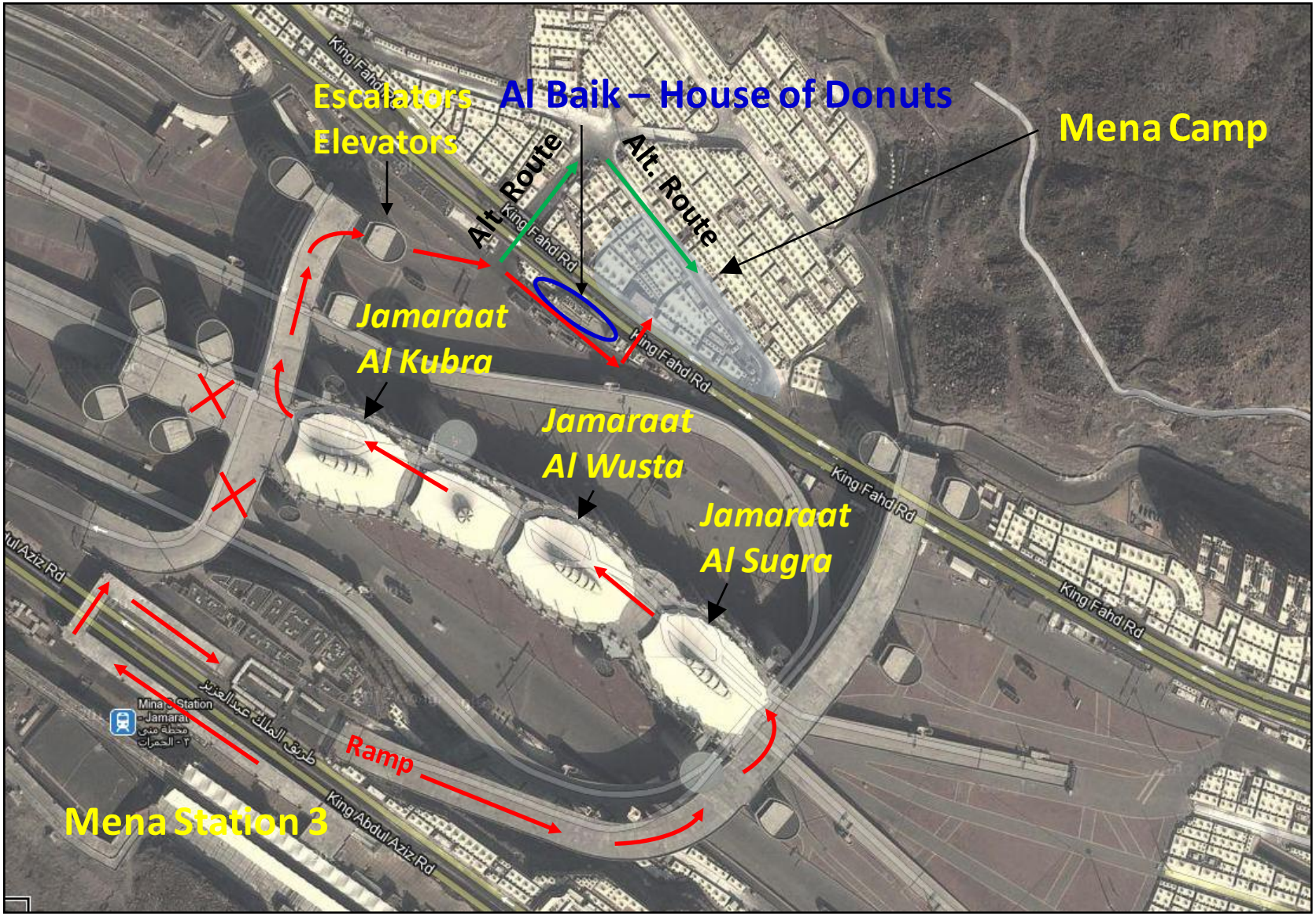

Mena Camp

Mena Camp to Jamaraat

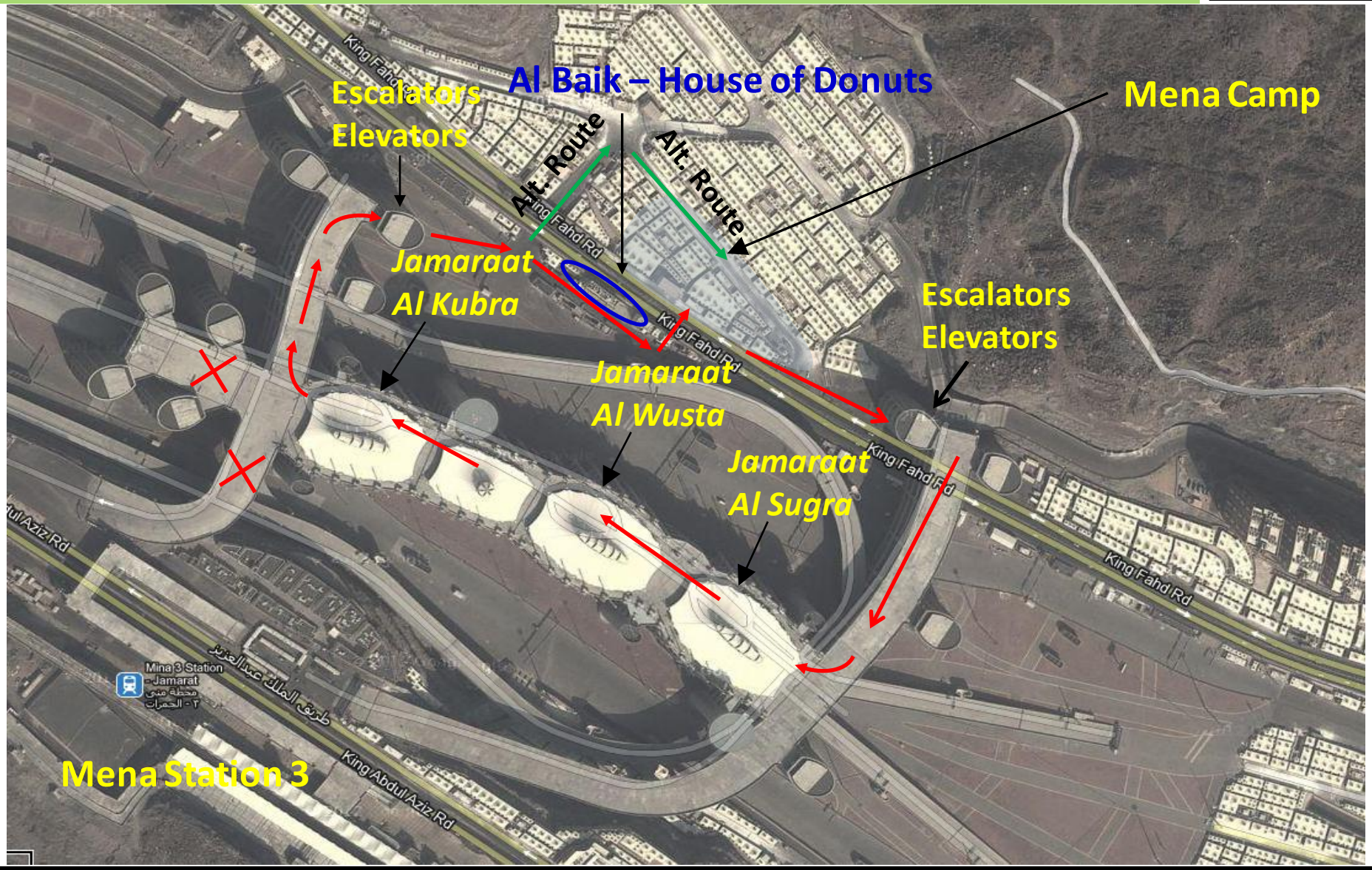

Going to the Jamaraat

- *Jamaraat* can be very crowded at times
- Group leader will advise when is best to go to the *Jamaraat*
- Always go to the *Jamaraat* as a group and not individually

Going for Tawaaf Al-Ifadah

Going for Tawaaf Al-Ifadah

Programs 2, 3, 4 and 5 who are staying overnight in Mena

- Tentative bus schedule planned for *Tawaaf Al-Ifadah*
  - Trip will be by Group / Bus # and specific Program
  - Group Leader will advise of the timing, drop-off and pick-up location

Subject to Road and Traffic Conditions

Pick up / Drop off at Al Shohada hotel

Drop off and pick up place for coming to the *Haram* for:

- *Salah* from Aziziyah
- *Umrah* from Aziziyah
- *Tawaf Al Ifada* from Mena
- *Tawaf Al Wada* from Mena / Aziziyah

Distance: ~ 450 meters

Going for Tawaaf Al-Ifadah

Program 6 have hotel accommodations in Makkah

- During the *Manasik, w*ill go to Mena each afternoon from their hotel in Makkah, and return to their hotel after midnight
- Can perform *Tawaf Al-Ifadah* anytime after returning from Muzdalifah

End of Hajj

End of Hajj

Program 2B

- Depart Mena on *12th Dhul Hijjah* in the afternoon for Aziziyah
- Perform *Tawaf Al Wida* based on the return flight departure from Saudi Arabia
- Depart from Aziziyah for Jeddah airport depending on the return flight departure

DO NOT FORGET TO PICK UP YOUR VALUABLES BEFORE LEAVING AZIZIYAH (APARTMENT HOTEL)

End of Hajj

Program 3B

- Depart Mena on *12th Dhul Hijjah* for Aziziyah in the afternoon
- Transfer from Aziziyah to hotel in Makkah on *14th Dhul Hijjah* in the late afternoon or early evening
- Perform *Tawaf Al Wida* based on the return flight departure from Saudi Arabia
- Depart from the hotel in Makkah for Jeddah airport depending on the return flight departure

DO NOT FORGET TO PICK UP YOUR VALUABLES BEFORE LEAVING AZIZIYAH (APARTMENT HOTEL)

End of Hajj

Programs 4A and 5A

- We recommend departure from Mena to Makkah early in the morning, after *Rami Jamaraat,* on *12th Dhul Hijjah*
- Perform *Tawaf Al-Wida* in the morning
- Depart for hotel in Jeddah after *Tawaf Al-Wida*
- Depart from Jeddah hotel to the airport depending on the return flight departure

DO NOT FORGET TO PICK UP YOUR VALUABLES FROM MAKKAH BEFORE LEAVING FOR JEDDAH

End of Hajj (12th or 13th Dhul Hijjah)

DAR EL SALAM
Islamic World Travel

Programs 6A and 6B

- The above Programs have hotel accommodations in Makkah during the entire *Manasik* of Hajj
- Perform *Tawaf Al-Wida* based on return flight departure
- Depart for Jeddah airport from hotel in Makkah

DEPENDING ON YOUR FLIGHT, YOU MAY HAVE TO SPEND ONE NIGHT IN A JEDDAH HOTEL

Pilgrims Items Checklist

(Guidelines)

Pilgrims Items Checklist

TRAVEL DOCUMENTS

1. VALID PASSPORT
   - VALIDATED HAJJ VISA
2. PR CARD, IF APPLICABLE
3. AIRLINE TICKET - CONFIRMED TO/FROM SAUDI ARABIA
4. PROOF OF VACCINATION:
   - VALIDATED FOR MENINGITIS IMMUNIZATION (ACYW-135)

Pilgrims Items Checklist

DAR EL SALAM
Islamic World Travel

CASH

1. US $600 PER PERSON (SUGGESTED MINIMUM)
   - US $140 FOR ANIMAL SACRIFICE
   - REMAINING FOR PERSONAL EXPENSE (NOT INCLUDING GIFTS)
   - TAKE RELATIVELY NEW and LARGE BILLS ($50 or $100 DENOMINATIONS)

IF YOU NEED WHEELCHAIR SERVICES FOR *TAWAF* AND *SA'IY,* THEN CARRY EXTRA CASH

Pilgrims Items Checklist

***IHRAM* and ACCESSORIES**

1. *IHRAM* GARMENT (COMPLIMENTS OF DAR EL SALAM)
2. ONE PAIR OF SLIPPER / SANDAL
3. BELT TO TIE *IHRAM*
4. SUITABLE MONEY BELT TO CARRY SOME MONEY (IF NEEDED)

IF YOU ARE GOING TO MAKKAH FIRST, DO NOT FORGET TO PACK YOUR *IHRAM* and ACCESSORIES IN YOUR HAND-CARRY BAG

Pilgrims Items Checklist

PERSONAL NEEDS

1. TOOTH PASTE and TOOTH BRUSH / MISWAK
2. UNSCENTED SOAP and DISH
3. NAIL CLIPPER, SMALL SCISSOR, HAIR COMB, ETC.
4. BATH and HAND TOWELS
5. KLEENEX (SMALL PACKETS)
6. LIGHT COTTON CLOTHING FOR HOT WEATHER

CHECK www.weathernetwork.com JUST PRIOR TO DEPARTURE TO SEE HIGH / LOW TEMPERATURE IN MAKKAH / MADINAH

Pilgrims Items Checklist

CAMPING KIT

1. SLEEPING BAG – LIGHTWEIGHT (2 LBS FILLING), PREFERABLY COTTON LINING
2. SMALL, THIN PILLOW or TRAVELER'S PILLOW, IF NECESSARY
3. YOUR CARRY ON BAG
   - SIZE BASED ON CARRY ON AIRLINE REGULATIONS (H+W+L = 45 INCHES MAX)
4. A BACK PACK (WILL BE PROVIDED BY DAR EL SALAM)
5. SUN GLASSES (PREFERABLY WITH NECK STRAP)
   - IF YOU WEAR PRESCRIPTION GLASSES, TAKE A SPARE ONE
6. PRAYER MAT (TAKE IT IN YOUR CARRY-ON LUGGAGE)
7. SMALL QUR'AN (TAKE IT IN YOUR CARRY-ON LUGGAGE)

Pilgrims Items Checklist

HEALTH / MEDICAL KIT

1. GENERAL MEDICINE/NEEDS (MOST AVAILABLE IN SAUDI ARABIA):
   - GRAVOL, IF YOU ARE PRONE TO AIR SICKNESS
   - ASPIRIN / TYLENOL / ADVIL
   - VASELINE (PETROLEUM JELLY)
   - DIARRHEA MEDICATION (IMMODIUM); ANTACID (PEPTO BISMAL)
   - SUITABLE ANTIBIOTICS (AS PRESCRIBED BY YOUR DOCTOR)
   - FACE MASK
   - REHYDRATION ELECTROLYTE TABLETS OR DRINKS (CONSULT YOUR DOCTOR)

Pilgrims Items Checklist

2. SUFFICIENT MEDICATION THAT YOU ARE NORMALLY REQUIRED TO TAKE

3. SEEK ADVICE FROM PHYSICIAN FOR MEDICAL CONDITIONS:
   - DIABETES, ASTHMA, HEART CONDITION, BLOOD PRESSURE, ETC.

4. IF ALLERGIC TO SPECIFIC DRUGS and/or HAVE MEDICAL CONDITION:
   - WRITE ON PAPER AND KEEP ON YOUR PERSON or WEAR “MEDICALERT” BRACELET:
   - INFORM YOUR GROUP LEADER

Do's and Don'ts

Do's & Don'ts of Hajj

1. TRAVEL LIGHTLY (LEAST LUGGAGE POSSIBLE)
   - ENSURE LUGGAGE HAS PROPER IDENTIFICATION TAG(S)
2. MAKE COPIES OF PASSPORT, AIRLINE TICKETS, PR CARD, ETC.
   - ENSURE COPIES ARE KEPT SEPARATE FROM ORIGINAL
   - ALWAYS KEEP YOUR PR CARD SAFELY WITH YOU
3. ALWAYS WEAR (OR CARRY) YOUR IDENTIFICATION CARD
4. DO NOT CARRY ANY AUDIO / VIDEO CASSETTE INTO SAUDI ARABIA

Do's & Don'ts of Hajj

5. DO NOT LEAVE THE GROUP AND GO ON YOUR OWN
   - GO AS A TWOSOME (AT LEAST)
   - ENSURE YOU GET ORIENTED WITH THE AREA
   - WHEN TAKING LEAVE FROM GROUP, INFORM GROUP LEADER

6. DO NOT CARRY CASH AND VALUABLES EVERYWHERE
   - KEEP WITH SOMEONE YOU TRUST OR IN HOTEL SAFETY DEPOSIT BOX

Do's & Don'ts of Hajj

7. MAKE SURE YOU ARE ON-TIME FOR GROUP GATHERINGS
   - YOUR CO-ORDINATOR WILL DESIGNATE TIME AND PLACE

8. MAKE SURE YOU FOLLOW INSTRUCTIONS FOR LUGGAGE TRANSFER
   - TAG YOUR LUGGAGE AS INSTRUCTED
   - PLACE CHECKED LUGGAGE OUTSIDE YOUR ROOM <u>ON TIME</u>

Do's & Don'ts of Hajj

9. DO NOT DRINK TAP WATER
   - DRINK ZAM-ZAM OR BOTTLED WATER

10. MAINTAIN YOUR FLUID (ELECTROLYTE) BALANCE
   - MINIMIZE STAY UNDER DIRECT SUNLIGHT
   - DRINK A LOT
   - REPLACE LOST BODY SALT and SUGAR

11. AVOID HEAVY FOOD
   - EAT FRUITS THAT YOU CAN PEEL

12. PACE YOURSELF – TAKE PLENTY OF REST

Do's & Don'ts of Hajj

13. AVOID POLITICAL HANDOUTS & DEMONSTRATIONS
    - DO NOT ACCEPT FLYERS OR PAMPHLETS FROM OTHER PILGRIMS
    - IF YOU SENSE TROUBLE, STAY AWAY FROM SUCH GATHERING

14. CO-OPERATE WITH YOUR CO-ORDINATOR AND FELLOW PILGRIMS
    - REMEMBER HAJJ IS OBLIGATORY ON ALL ELIGIBLE MUSLIMS AT THE SAME TIME
    - REMEMBER WHY YOU ARE GOING TO SAUDI ARABIA
    - REMEMBER THE VERSES OF THE QUR'AN REGARDING HAJJ AND BEHAVIOUR

Reminders

On the authority of Abu Hurayrah (may Allah be pleased with him), that the Prophet (peace and blessings of Allah be upon him) said:

Whoever removes a worldly grief from a believer, Allah will remove from him one of the grief's of the Day of Resurrection. And whoever alleviates the need of a needy person, Allah will alleviate his needs in this world and the Hereafter. Whoever shields [or hides the misdeeds of] a Muslim, Allah will shield him in this world and the Hereafter. **And Allah will aid His slave so long as he aids his brother** ……

It was related by Muslim.

Reminders

Verily Every Good Deed Is Charity, And It Is A Good Deed If You Meet Your Brother (In Religion) With A Cheerful Look, And It Is A Good Deed If You Extend A Helping Hand To Him.

Mus'nad Ahmad

Reminders

The most beloved of people to Allah are those who benefit people the most, and the most beloved of actions to Allah is putting happiness in (the heart) of a Muslim….

And to help a (believing) brother with his need(s) is more beloved to me than to make *I'tikaaf* in this mosque for an entire month.

Narrator: Abdullah Ibn Umar
Muhaddith: Al-Albaani
Classification: Authentic (Saheeh)

Do’s & Don’ts of Hajj

15. HELP YOUR MUSLIM BROTHERS & SISTERS
16. BE PATIENT
17. BE VERY PATIENT
18. BE EXTREMELY PATIENT

May *Allahu Subhanahu Wa Ta'ala*:

- ✓ ***Help us in completing this journey safely***
- ✓ ***Accept our Hajj and our supplications***
- ✓ ***Continuously Guide us on the right path***

AND

- ✓ ***Be Pleased with us in this world and the next***

Questions & Answers

Dar El Salam Travel

Hajj Seminar

Hajj 2015 / 1436 AH

Toronto, Canada, August 16, 2015

Presented By: Azhar A Zaidi